



**WALKING HORSE OWNERS ASSOCIATION**  
**FLATSHOD TENNESSEE WALKING HORSES**

**OFFICIAL RULEBOOK**

**Walking Horse Owners' Association**  
**P.O. Box 4007**  
**Murfreesboro, TN 37129**  
**615-494-8822 Phone**  
**615-494-8825 Fax**  
**Email: [joinwhoa@aol.com](mailto:joinwhoa@aol.com)**  
**[www.walkinghorseowners.com](http://www.walkinghorseowners.com)**

**Effective January 1, 2023**

*Walking Horse Owners' Association, Inc. Any use of the Walking Horse Owners' Association Rulebook, in whole or in part, is strictly prohibited unless used at Walking Horse Owners' Association affiliated or sponsored events.*

I. INTRODUCTION .....	4
II. WHOA RULEBOOK POLICY STATEMENT .....	5
III. WHOA POLICY STATEMENT .....	5
IV. DEFINITIONS .....	5
V. AFFILIATION RULES .....	7
A. PROCEDURES FOR AFFILIATING A HORSE EVENT .....	8
B. INSPECTION FEES .....	8
VI. WHOA RULES AND REGULATIONS .....	8
A. GENERAL RULES .....	8
B. ENTRIES .....	10
C. ATTIRE AND REQUIREMENTS FOR EXHIBITORS .....	13
D. GENERAL REQUIREMENTS AND EQUIPMENT FOR HORSES .....	14
E. SPECIAL REQUIREMENTS AND EQUIPMENT FOR: .....	15
F. SPECIAL REQUIREMENTS AND EQUIPMENT FOR HALTER DIVISION .....	16
G. DRUGS AND MEDICATIONS .....	17
H. PROFESSIONAL, AMATEUR AND YOUTH STATUS .....	17
I. EXHIBITOR CONDUCT.....	19
J. WHOA PROGRAMS .....	20
VII. FLAT SHOD GAIT AND DIVISION DESCRIPTIONS AND REQUIREMENTS.....	21
A. FLAT SHOD TWH DIVISIONS .....	21
Classic Park .....	22
Lite Shod .....	23
Trail .....	23
Country .....	24
All Day Pleasure .....	26
Academy.....	28
B. SHOWMANSHIP AND EQUITATION DIVISION .....	29
See WHOA Official Versatility Rule Book	
C. HALTER DIVISION .....	30
D. FLATSHOD PLEASURE RACKING RULES .....	31
E. SPOTTED SADDLE HORSE RULES.....	32
VIII. GENERAL CRITERIA FOR JUDGING ALL DIVISIONS.....	33
J. For Halter Judging Criteria: See Halter Division .....	34
K. Classes that Use English Equipment .....	34
L. Classes that Use Western Equipment.....	34
CHARTS: .....	36
CHART: Quick Reference guide (English) .....	36
CHART: Quick Reference guide (Western) .....	37
CHART: WHOA Division Chart.....	38
CHART: Spotted and Racking Division Chart.....	39
CHART: Confirmation Determines Way of Going .....	40
IX. SUGGESTED CLASSES FOR SHOW PROGRAMS .....	42
A. Open Classes.....	42
B. Amateur Classes .....	42
C. Youth Classes .....	42
D. Qualifying Classes .....	43
E. Championship Classes .....	43

- F. Special Classes .....43
- G. Open Classes .....43
- H. Amateur Classes .....43
- I. Youth Classes .....44
- J. Owner-Amateur/Amateur Owned and Trained Classes .....45
- K. Ladies’ or Gentlemen’s Classes .....44
- L. Novice Classes .....45
- M. Local Classes .....46
  
- X. JUDGES AND JUDGING SYSTEMS .....46
  - A. JUDGES LIST.....46
  - B. QUALIFICATIONS FOR JUDGES.....46
  - C. QUALIFICATIONS FOR MASGTER .....46
  - D. GUEST JUDGES .....47
  - E. LICENSING PROCESS .....47
  - F. RULES AND RESPONSIBILITIES OF A JUDGE .....47
  - G. REGULATIONS GOVERNING JUDGES .....48
  - H. DISCIPLINARY ACTIONS .....48
  - I. GENERAL JUDGING PROCEDURE .....49
  - J. JUDGING SYSTEMS .....51
  
- XI. VIOLATIONS AND PENALTIES .....54
  - A. AFFECTED INDIVIDUALS.....54
  - B. VIOLATIONS .....54
  - C. PENALTIES .....54
  
- XII. PROTESTS & COMPLAINTS, .....55
  - A. SHOW EVENTS.....55
  - B. MEMBER COMPLAINTS.....56
  - C. WHOA REPRESENTATIVES.....57
  - D. PENALTIES.....57
  
- XIII. SHOW MANAGEMENT, OFFICIALS AND EMPLOYEES
  - A. DUTIES OF SHOW, SALE OR EXHIBITION MANAGEMENT .....58
  - B. DUTIES OF SHOW SECRETARY .....59

**©2018 Walking Horse Owners’ Association, Inc. Any use of the Walking Horse Owners’ Association Rulebook, in whole or in part, is strictly prohibited unless used at Walking Horse Owners’ Association affiliated or sponsored events.**

## I. INTRODUCTION

The Walking Horse Owners' Association (WHOA) was organized in 1975. The WHOA Board of Directors is composed of twenty-six members. As part of its duties, the WHOA Board establishes and formulates the issuing of a WHOA Rulebook, the licensing of WHOA judges, and the affiliation/sponsorship of WHOA horse events.

In order to effectively carry out its duties, WHOA has prepared and published this Rulebook. It is virtually impossible to cover all eventualities in the formation of rules and regulations to govern any working organization, therefore, WHOA has the ultimate responsibility of interpreting the meaning and intent of these Rules and its decision on any matter shall be final.

**These Rules may be changed and amended from time to time by the WHOA Board of Directors. Any such changes shall be published on the WHOA website and breed publications.** It is the responsibility of each owner, trainer, breeder, and exhibitor to know the Rules of WHOA. Therefore, each should check with the WHOA website or contact the office on a periodic basis to ascertain whether or not there have been any Rule changes which may affect them. The WHOA office will be happy to assist you at any time. We also welcome your comments and suggestions.

**Please read all cross-references carefully.**

Walking Horse Owners'  
Association  
P. O. Box 4007  
Murfreesboro, Tennessee 37129  
Phone: (615) 494-8822  
Fax: (615) 494-8825  
walkinghorseowners.com

## II. WHOA RULEBOOK POLICY STATEMENT

WHOA actively protects and promotes the welfare of the Tennessee Walking Horse (TWH). To this end, WHOA is committed to the following:

Beginning January 1, 2015 all TWHs exhibited at WHOA horse events must be registered TWHs with TWHBEA/CANADA Registries or any other registry approved by WHOA. (Exception: All Day Pleasure entries and Classic All Day Pleasure entries.)

Hoof Bands in all classes are prohibited and are not allowed on the show grounds at any WHOA horse event.

Only clear grooming products are allowed for use as hoof polish. Black or opaque hoof polish is prohibited at any WHOA event.

The maximum hoof toe length will be 5 inches, exclusive of the shoe, measured from the coronet band, at the center of the hoof along the front of the hoof wall to the bottom of the hoof, at any WHOA event.

Tungsten metal (in whole or part) is prohibited and not allowed on the show grounds at any WHOA event.

Horses 5 and under are considered junior horses.

## III. WHOA POLICY STATEMENT

Ensuring that the overall and on-going welfare of the TWH is the primary concern of all owners, trainers, breeders, and exhibitors.

Ensuring that all owners, trainers, breeders and exhibitors treat their horses humanely and with dignity and respect, and use proper care in training, handling and showing of the TWH. Inhumane treatment of any horse or any other animal on show grounds is strictly prohibited.

Continuing to work with government and industry officials to ensure that the highest standards of welfare, safety, and health are maintained at all WHOA events.

Developing and enforcing stringent rules that govern the exhibiting, judging, showing, and selling of the TWH, in order that the natural abilities of the animals are best reflected. Increasing awareness of the rules among all owners, trainers, breeders, and exhibitors emphasizing their responsibility for the welfare and humane treatment of the TWH entrusted to their care.

## IV. DEFINITIONS

- A. Age of Horse.** For horse show purposes, a horse shall be considered to be one year of age on the first day of January following the date of foaling. \*\*Exception foals born in September, October, November and December are eligible for classes along with foals born the following calendar year. A mature horse is one that is six years of age or over.
- B. Affiliated Sales.** All sales which have been accepted for this privilege by the WHOA HIO or any other of the recognized HIO that license DQP's.
- C. Affiliated Shows.** All shows which have been accepted for this privilege by the WHOA HIO or any other of the recognized HIO's that license DQP's.
- D. Affiliation.** Organizations whose shows or events are not sponsored by WHOA but choose to affiliate their shows or events with WHOA. These shows agree to abide by the WHOA Rulebook. Also, see "Sponsored".

- E. Classic (as relates to Divisions).** The horse must be safe, pleasant, and mild mannered showing complete cooperation with the exhibitor, appearing relaxed, fluid, and steady.
- F. Designated Qualified Person (DQP).** A person licensed by the WHOA HIO to detect horses which are in violation and to otherwise inspect horses for the purposes of enforcing the Horse Protection Act and WHOA Rules.
- G. Event.** WHOA Horse Event encompasses all shows, sales or exhibitions affiliated or sponsored with the Walking Horse Owners' Association (WHOA).
- H. Exhibitor.** Any rider, driver, handler, or contestant who shows or exhibits any horse in a horse show, horse exhibition, horse sale, or horse auction
- I. Exhibiting.** For horse show purposes, exhibiting means showing in completion at a horse show, exhibiting a horse at a sale, presenting the National Colors at a horse show or other event, or any other public exhibition of a horse.
- J. Hearing Committee.** The Hearing Committee is established to hear alleged violations, impose penalties, and any other matters that WHOA may direct.
- K. Height of Horse.** The height of all animals shall be stated in hands instead of inches. A hand is four inches. Maximum height shall be reckoned as so many hands "and under" while minimum heights shall be reckoned as "over" a given number of hands. Measurement shall include a horse's shoes.
- L. Horse or Pony.** The term "horse" as used in these rules denotes either a horse or a pony. When the term "horse" or "pony" is used in prize lists and catalogues of shows or sales where height is one of the qualifications of the class, the word "horse" shall designate animals over 14.2 hands and the word "pony" shall designate animals 14.2 hands and under. A pony that is 14.2 hands or under may compete in classes that specify 14.2 and under as well as classes without height specifications.
- M. Horse Protection Act (HPA).** The Federal Horse Protection Act of 1970, as amended by the Horse Protection Act Amendments of 1976, 15 U.S.C. §§ 1821 et seq.
- N. Immediate Family./Relative of Professional** For horse show purposes, the term "immediate family" shall include the following: husband, wife, parent, stepparent, child, stepchild, brother, sister, half brother and half sister, stepbrother and stepsister, in-laws of the same relations stated herein, grandparents, grandchildren, and any adult who shares the same residence with a professional.
- O. Keg Shoe.** Factory stamped (poured or cast) hot or cold rolled steel or aluminum light horse breed (non draft breed), non toe-weighted keg shoe. Poured or cast clips if poured in the original cast (may not be welded on). Poured or cast heels, (caulks) if poured in the original cast (may not be welded on). Borium is allowed on the toe (1 1/2" wide at the toe and spots on the heels no more than 1/8" thick).
- P. Measurement of Height Entries.** The exhibitor shall stand the animal on a smooth, level surface, in such a position that the front legs are vertical and the backs of the hocks are in a vertical line with the points of the horse's quarters. The head should be held low enough to reveal the highest point of the withers from the ground. The arm of the Measuring Standard shall be placed over the highest point of the withers and no measurement taken at any other part of the horse's body shall count. The Standard must be a straight, stiff, unbendable stick and should be provided with a plumb bob or spirit level to make sure the standard is perpendicular from the withers to the ground and that the cross piece is parallel with the ground surface.
- Q. Non-Affiliated Show.** A show that is not affiliated with an organization that licenses DQP's and judges, and publishes a current rulebook.

**Owner.** For horse show purposes, the term "owner" means the person shown as the owner by the records of the registry or a person who has a bona fide lease on said horse (where leases are allowed). **Leases-** A horse may be leased from the Registered Owner to a Lessee. Leases must be registered with the TWHBEA and a copy of the lease must be provided to WHOA thirty (30) days prior to show. Lessee shall be deemed the Owner of the horse and all reference to Owner shall also apply to Lessee for the remainder of the show season despite the term of the lease. On all entry forms the Owner shall be the Lessee. The Registered Owner shall not be eligible to show the leased horse during show season beginning on the commencement of the lease.

**R. Pleasure (as relates to Divisions)** Must display an elegant and cooperative way of going, with smooth performance and brilliant action.

**S. Serviceable Soundness for Horse Show Purposes.** All horses entered at entered at a WHOA event must be serviceably sound. Any horse that appears to be unhealthy, dehydrated, exhausted, painful, exhibits a low body condition score, etc may be classified as unfit to show. If the serviceable soundness of any entry is called into question by the DQP or judge they shall notify the official veterinarian and his decision shall be final. If the official veterinarian is not available or called on, then the judge's discretion as to the serviceable soundness shall be final.

**T. Show Employees.** For horse show, sale or exhibition purposes, the term "show employees" shall include and refer to the following: Managers, Announcers, Ringmasters, Ring Clerks, Farriers (Optional) and other persons engaged directly by the show.

**U. Show/Sale/Exhibition Management.** For horse show, sale or exhibition purposes, the term "show management" shall refer to the personnel representing the sponsoring organization.

**V. Show Officials.** For the horse show, sale or exhibitions, show purposes, the term "show officials" shall include and refer to the following: Manager of the Show, Judges, DQPs, Veterinarians, and Time Keepers.

**W.Specialty Classes.** No canter required. Also called 2-gait/no canter.

**X. Sponsored.** When it states "Sponsored", in the Rulebook it means that the WHOA is the Sponsor of the horse event.

**Y. Suspensions.** All WHOA penalties, including fines and suspension, will apply to any event regardless of horse event affiliation.

**AA. Unacceptable.** Any Flat Shod horse is considered to have an unacceptable image if it exhibits stiff front legs, crampy rear leg motion, laboring, stumbling, unevenness in its way of going, quick flipping of its front feet, or landing on its heels, or, repeatedly rocks back in the lineup.

## V. AFFILIATION RULES

### A. PROCEDURES FOR AFFILIATING A HORSE EVENT

1. Any show desiring to affiliate may apply, upon its agreeing to use only WHOA licensed judges and approved HIO qualified DQPs in all saddle, breeding, model, halter and equitation classes and to abide by all the Rules, regulations and procedures of WHOA Rulebook. When the request for affiliation is received, an application form and all necessary information will be promptly forwarded to Show Management. The appropriate fee must be included with any application submitted.

2. Any sale desiring to affiliate may apply, upon agreeing to use only qualified HIO DQP's and to abide by all the Rules, regulations and procedures of WHOA Rulebook. When the request for affiliation is received, an application form and all necessary information will be promptly forwarded to Sale Management. The appropriate fee must be included with any application submitted.
3. To allow Affiliation approval, application should be made not less than 30 days prior to the show date.
4. Show Management must ensure that all participants agree to be subject to the WHOA Rule Book.
5. Show or Sale Management shall furnish WHOA/ WHOA HIO within 15 days after the show the following:

Payment of inspection fees. Copy of a properly executed class sheet, showing all entries and class winners, including complete names and addresses of both owners and trainers on all horses inspected. Class sheet must also include the registered name and number of the horse, the trainer's license number, and the amateur or youth card number. (Not required of Sale Management) Show or Sale Manager's Report on the form furnished by WHOA/ WHOA HIO. Copy of Premium List and/or Program or Sale Catalogue. Judges' Cards if the show utilized more than one judge.

#### **B. INSPECTION FEES**

Any show or sale agreeing to affiliate hereby agrees to collect for WHOA HIO all appropriate inspection fees. A schedule of WHOA HIO inspection fees will be provided in the Show Manager's informational materials sent by WHOA.

#### **C. PRIVILEGES OF AN AFFILIATED EVENT**

Listing in WHOA's advertised schedule of show and sale dates.

Cooperation of WHOA staff, including assistance in obtaining the services of judges, judges list, and rulebook

Services of WHOA Board and Hearing Committee.

Protection of Show Management and/or Sale Management through the use of licensed WHOA HIO DQP's, as set forth in the Horse Protection Act (HPA) and the Regulations of the United States Department of Agriculture (USDA).

### **VI. WHOA RULES AND REGULATIONS**

#### **A. GENERAL RULES**

1. The Rules of the WHOA Rulebook shall take precedence over the rules of any other committee. All divisions, sections and classes for which rules are provided herein must be conducted accordingly and shall not be held under any rules that are not in agreement.
2. Every horse event and every person participating therein including exhibitor, owner, lessee, manager, agent, rider, driver, handler, contestant judge, DQP, show official, or employee is subject to the WHOA Bylaws and Rules of WHOA Rulebook and to the local rules of the show. Every person participating in any show recognized by WHOA is subject to the provisions of WHOA whether or not the particular class in which he or she participates is operated under WHOA Rules.
3. All horse events will be governed entirely by WHOA Rule Book in effect at the time. It is Show Management's responsibility to know and adhere to the current WHOA Rule Book.



4. **Class Interruptions.** In the event that a class, in which horses or exhibitors compete, whether together or individually, is stopped while in progress due to storm, accident or other emergency, the following procedure shall govern:
  - a. If the class is continued at a succeeding session of the show, it shall be held over in its entirety.
  - b. If classes are postponed to a day not included in the original show dates, exhibitors are entitled to a refund of entry fees and are relieved of any obligation to show back in postponed classes.

Sweepstakes. When a Sweepstakes Class is offered, providing for a division of entry fees, either with or without monies added by the show committee, the total to be distributed shall include the entry fees of all entries listed in the catalogue or on the class sheet, whether or not the horses are shown, unless a show stipulates in its prize list that portion of the entry fees which will be withheld.
5. **Serviceable Soundness for Horse Show Purposes.** All horses shown at a show must be serviceably sound. Any horse that appears to be unhealthy, dehydrated, exhausted, painful, exhibits a low body condition score, etc., may be classified as unfit to show. If the serviceable soundness of an entry is called into question by the DQP or judge they shall notify the official veterinarian and his decision shall be final. If the official veterinarian is not immediately available or called on, the Judge's decision as to serviceable soundness of a horse shall be final.
6. **Challenge Trophies.**
  - a. A challenge trophy is a trophy donated to or offered by a show, which must be won a specified number of times under specified conditions in order to be permanently retired. When originally placed in competition it becomes the property of the Show Management, and cannot be withdrawn by the donor.
  - b. Perpetual trophies are never to be retired.
  - c. The conditions under which a challenge trophy may be retired shall not be changed without the consent of the trophy donor or his or her legal representative and of all previous winners who have qualified as potential winners of such trophy, except in the event that the conditions stipulated are in conflict with the current Rules of WHOA. In such an event, the Show Committee shall confer with WHOA Rulebook as to procedure.
8. **Prize Lists.**
  - a. If errors are discovered prior to the date of the show, exhibitors should be notified upon receipt of entries, or in writing when they arrive at the show.
  - b. If classes are added or premiums increased, exhibitors should be notified in writing at least five days prior to the show. Post entries must be accepted in such classes.
9. **Stallions.**
  - a. Stallions may be shown by an adult in any class in any division. Youth exhibitors may not show stallions in any class except weanling halter classes.
10. **Retirement Ceremonies.**

In the event that a retirement ceremony shall be allowed at the request of the owner of a horse, said

horse shall not be permitted to compete at that show. Any horse thus officially retired shall be barred for life from further competition, except by special permission of WHOA

#### 11. Time Schedules.

- a. The announced order or time for classes shall not be changed unless notice is given to exhibitors, Judge(s) and DQP(s) affected.
- b. Provided the order of events is not changed, Show Management shall have the privilege of calling any class up to 30 minutes ahead of its scheduled time. Exhibitors should be ready for classes in reasonable time and may not protest such advance of schedule.
- c. When it is found that a class is being delayed by horses not being ready to perform, the entrance gate may be closed at the order of the Judge(s) or Show Management, provided warning is issued and exhibitors are given three minutes in which to appear at the entrance gate ready to participate. Judging shall not commence until the gate is closed. An official timer must be appointed to enforce this rule.

#### 12. Classes for Horse and Exhibitor.

In a class where the performances of both horse and exhibitor are considered, the horse and exhibitor together shall constitute an entry.

#### 13. Helmets.

Youth, 11 and under in age, must wear ASTM-SEI approved headgear (helmets) in all riding classes. This is a safety requirement.

#### 14. Use of Hands- Youth.

Youth that show in a specified "11 & Under" class may ride with two hands in English or Western tack. Youth, who are 11 and under in age, that show in youth classes specified as "17 & Under" must use one hand in Trail, Lite Shod and Classic Park Western classes. Exception: If the horse is a "Junior horse" (5 years & under), then it would follow the qualifications with a snaffle bit.

### **B. ENTRIES**

1. In order for the DQP to inspect horses, all class entry sheets must contain the following information:

- a. Tennessee Walking Horse Classes:
  - i. Horse's official name and registration number where required, as well as, current owner of record. **A photocopy of both sides of registration papers must be presented when entries are made. If pre-entries are accepted, a photocopy of both sides of registration papers (where required) must be submitted with pre-entry form.**
  - ii Trainer's name, address, and Trainer's license number or WHOA Professional card number (if the trainer is also the amateur/owner, put "same as owner" in the trainer column).
  - iii Owner's name and address.
  - iv Amateur Rider name, WHOA Member number (required at WHOA sponsored shows), and address.
  - v Youth exhibitor name, WHOA Youth number (required at WHOA sponsored shows), and address.

**\*\*Note: Each entry in Walking Horse Classes must be a registered purebred TWH. Exception: All Day Pleasure, Classic All Day Pleasure and all Versatility classes are excluded provided they are gaited breeds. As of January 1, 2015 all Country Pleasure Division horses at WHOA affiliated shows must be a registered purebred TWH.**

**b. Racking Horse Classes:**

Horse's official registered name and current registered owner's name and address.

- ii Trainer's name, address and license number or WHOA member number (if the trainer is also the amateur/owner, put "same as owner" in the trainer column).
- iii Amateur rider name, WHOA Member number (if required at WHOA sponsored shows), and address.

**c. All Day Pleasure and Classic All Day Pleasure classes:**

Owner's name and address.

- ii Amateur rider name, WHOA Member number, and address.
- iii Trainer's name, address and license number or WHOA Professional card number (if the trainer is also the amateur/owner, put "same as owner" in the trainer column).

**All Day Pleasure Horses are exempt from registration requirements unless otherwise specified.**

- 2. The **entry blank** of each show must contain a certification to WHOA signed by the exhibitor or his or her representative, to the effect that:
  - a. Every entry shall constitute an agreement that the person making it, owner, lessee, trainer, manager, agent, coach, exhibitor and the horse shall be subject to the bylaws and the Rules of WHOA, the WHOA Rulebook and the local rules of the show. Further it shall constitute a declaration that the horse and/or exhibitor is eligible as entered and that the owner and all of his representatives are bound by the bylaws and Rules of WHOA, the WHOA Rulebook and the show and accept as final the decision of the Hearing Committee, or WHOA as the case may be, on any question arising under said bylaws and Rules, and agree to hold the show, WHOA, their officials, directors and employees harmless for any action taken.
  - b. The above statement must be printed on all official entry blanks.
  - c. Failure of a show to not use official WHOA entry blanks or to not print the above statement on every entry blank shall constitute a violation of WHOA Rules and render the show liable to penalty. Failure of a show to require all entry blanks to be signed shall also constitute a violation of WHOA Rules and render the show liable to penalty.
  - d. Should an exhibitor, his or her agent, or trainer fail to sign an entry blank as required, his or her first entrance into the ring as an exhibitor shall be interpreted as acceptance of the bylaws and Rules of WHOA and shall ipso facto render him or her subject to said Rules.

- e. Violation of the Rules in connection with entries may be cause for disqualification of the exhibitor, agent and/or trainer by Show Management.
3. **Horses Names.** Horses must be named and the same name and registration number must be listed in all specified classes. A horse must be entered under its originally recorded name unless the name has been officially changed. It must also be entered under the name of the owner of record, or of the registered farm name. A thirty (30) day grace period will be allowed after the sale of a show horse to have the papers transferred. Proof of purchase and actual sale date information are required. Double registered horses: if a horse has different names with different breed registries, the horse must be entered using the registered name of the breed in which the horse is being shown under.
  4. **Trainer's License or WHOA Membership Card Numbers.** To be eligible to show, every exhibitor must have either a trainer's license, WHOA Membership, WHOA Professional, WHOA Youth Membership or temporary WHOA Professional, Amateur or Youth Membership.
  5. **Combined Ownership.** Horses must be entered in the names of combined owners, if so registered. Combined-ownership horses are eligible to be shown in owners' and amateur owners' classes and may be shown by either owner or any member of their immediate family. Exception: Owner Amateur Trained (OAT) and **and Limited Amateur in any class.**
  6. **Cancellation or Withdrawal of Entries.** A show may adopt its own policy covering the refunding of fees to an exhibitor who cancels his or her entries prior to the show's beginning.
  7. **Fees and Fines.** All fees and fines shall be paid in U.S. currency and drawn from a U.S. bank. Any returned checks shall result in an additional charge or fee, as determined by WHOA and disclosed in the schedule of fees provided in the Show Managers information materials.
  8. **Unpaid Accounts.** Any exhibitor, owner or trainer who fails to pay any account(s), fines or service charge due to Show Management, Horse Sales Management or WHOA shall be subject to suspension by WHOA. Upon receipt of notice that a trainer, exhibitor or owner has not paid all accounts or charges owed as a result of participation in said show or sale, WHOA shall notify said person, firm or corporation that settlement must be made within fifteen (15) days or he, she or it shall be suspended until said accounts or charges are paid in full. If a person other than an owner, exhibitor or trainer was responsible for making said charges at any show or sale, then the owner, trainer or exhibitor on whose behalf said charges were made shall be subject to suspension until said account is paid in full.
  9. **Refusal of Entries.**
    - a. In addition to entries of persons suspended or expelled by WHOA, Show Management may reserve the right to refuse the entry of an exhibitor who has demonstrated unsportsmanlike behavior at a show or has conducted himself or herself in a manner which brings discredit to the show, its management, officials, or employees, provided that the exhibitor so excluded shall have the right to be heard on the issue by Show Management before the refusal of entry is made. The excluded exhibitor shall have the right to appeal the decision of Show Management to WHOA Board of Directors, which may over rule the decision of show management by the official vote of 75% of the board in attendance.
    - b. Show management may require a horse to qualify for entry in the show or may set a limit as to the number of entries that will be accepted in any class or division, provided the method to be used is so stated in the prize list.

10. **Leases.** An official written and notarized lease of a registered TWH horse shall be construed as bona fide ownership and must be on file with the WHOA entry office. Note: No leases allowed for children of Professionals in All Day Pleasure classes.
11. **Pleasure/Classic.** When classes in the Trail, Country, and All Day Divisions are divided into Pleasure and Classic Pleasure, it is suggested by WHOA management that the Pleasure description be used and stated in the show program. In the Lite Shod Division, which is divided into Lite Shod and Classic Lite Shod, the same procedure is suggested.

### **C. ATTIRE AND REQUIREMENTS FOR EXHIBITORS**

In keeping with tradition and the policy of WHOA, all riders, drivers and handlers must be correctly attired for the classes in which they compete. All attendants must be neatly dressed and all grooms be properly attired when entering the show ring. Any attire advertising a horse is prohibited in the show ring. Show management may, at its discretion, bar any entry or person from entering the ring if not suitably presented to appear before an audience. The exhibitor's hair must be neat and well-groomed, long hair should be styled so that the back number can be easily seen. Safety helmets are allowed in all classes on any exhibitor.

Any exhibitor not meeting attire requirements must be penalized in final judging.

Correct attire for Walking Horse presentation consists of the following:

#### **1. ENGLISH ATTIRE:**

In all classes exhibitors wear a Saddle Suit consisting of a long fitted coat and jodhpurs (jods), which are close fitting pants with knee patches and bell-bottoms that go over the boots, with a strap or underpass that goes under the boot to keep the pants from riding up the leg when in the saddle. For men, the coat length stops just above the knee. For women, depending on the height of the woman, the coat may be below the knee, though exact length varies as show ring fashions change. Jodhpur boots that come just over the ankle, a hat, a vest, tie, and gloves complete the show ring attire.

- a. English Riding Habit (Saddle Suit).
- b. English Spurs (Use of spurs is optional).
- c. Riding Boots.
- d. Pant tie downs, or underpasses.
- e. Gloves (optional).
- f. Hats (homburg, top hats, derby, snap brim or safety helmets),

\*\*Optional for all Ladies, Youth Female, Youth Male up to 12 years of age.

#### **2. WESTERN ATTIRE:**

Unlike English attire, which is generally quiet and understated, Western attire is intended to draw attention. Saddles, bits and bridles are frequently outfitted with silver. The rider's clothing may feature vivid colors, and even rhinestones or sequins. Hats and chaps are often color coordinated with brightly decorated belts and buckles. It is important to remember when judging that silver tack should not be given preference over good working tack.

Western Style long sleeve, collared shirt

Western Style long pants

Western hat or a safety helmet

Riding boots

Western scarf or bolo for men

Optional Western attire - chaps, spurs, coat, vest, jacket or gloves

3. **HALTER ATTIRE:** Exhibitors/Handlers shall wear a long sleeve collared shirt, tie, and long pants. Clothing shall be Western styled if showing horse with Western equipment and English styled if showing a horse with English equipment.
4. **CASUAL ATTIRE** (consisting of collared shirt, long pants and boots) is allowed at WHOA Versatility/Fun Day shows at the discretion of show management. Casual attire will apply to Western, English and Halter Attire.
5. **COMMUNICATION DEVICES:** These devices are allowed only for all exhibitors. Exception: they are not allowed in Versatility, Showmanship, or Equitation or Academy
6. **RIDER APPEARANCE**  
Any bouncing, swaying or undulating motion or exaggeration of the rider shall be penalized. Any bumping, pumping or extreme use of aides and body shall also be penalized.

#### **D. GENERAL REQUIREMENTS AND EQUIPMENT FOR HORSES**

1. All entries shall be clean, neatly trimmed, in good flesh presenting a healthy appearance, and outfitted in clean and appropriate tack.
2. All horses must use an English saddle, except where division or class rules permit otherwise.
3. Standard Walking Horse Single Rein Bridle and Bit. While any standard Walking Horse bit may be used; a gag bit with no shanks is not considered a standard Walking Horse show bit. Severe bits are discouraged and bleeding of the mouth or muzzle must be penalized in the final judging. Shanks in excess of 9 ½ inches in length are prohibited on Flat Shod Horses. Shanks are measured from the very top of the metal to the very bottom of the metal, including the rings to which the cheeks and reins are attached. Quick-change bridles and reins are not permitted.
4. Blinders of any type are not permitted on the show grounds at any time. Exception: Partial blinders are allowed in driving classes. Refer to penalty section.
5. Riding horses in leg wraps is prohibited. Lunging in leg wraps is permitted. Bell boots and leg wraps covering the leg down to the hoof are permitted for lunging, but not riding while on the showground's. Splint boots and leg wraps that are confined to the cannon bone area are permitted when riding on the showgrounds. No wraps, splint or bell boots are allowed in the warm-up are once the horse has passed inspection. Leg wraps may be used in the stalls on the showgrounds for protective purposes. No plastic wrap allowed on the showgrounds. Wound medications may be applied on the showgrounds for medicinal purposes but must be removed before the horse goes through inspection. EXCEPTION: Versatility events. Entries participating in Versatility events may use the proper equipment for their event.
6. Names of horses, stables, trainers or exhibitors are prohibited on show equipment in the show ring; however, inconspicuous nameplates on bridles and saddles are acceptable. Failure to observe this Rule is cause for dismissal from the show ring of the entry in violation or of the entry of the stables whose name is observed in the ring.
7. Artificial Markings and Appliances. Any change in color of markings other than mane or tail is prohibited. Only clear grooming materials are allowed on the hide, hair and hooves. Black or opaque hoof polish is prohibited. All artificial appliances other than those set forth in this section are prohibited. Refer to penalty section.

8. Whips. Whips of four feet or less including the snapper are allowed in any class where English attire and equipment are used. Whips up to six feet in length are permitted in any class in which the horse is driven, no lashes or appendages or any other appliances of any kind are permitted to be attached to the whip. A whip of this kind is not permitted in a warm up ring or show ring. No whip or any other item may be handed across the rail to an exhibitor. Whips are prohibited in Western Classes.
9. If the back number of the exhibitor is missing when entering the ring it must be handed to the ringmaster to be given to the exhibitor. No item may be used, inside or from outside the ring, while showing a horse, except one whip per handler, no longer than four feet, including the snapper. Refer to penalty section.
10. Hoof Bands. Metal hoof bands, such as used to anchor or strengthen pads and shoes are not permitted. Hoof bands are prohibited and are not allowed on show grounds.
11. Toe Measurement. Toe length must exceed the height of the heel by one inch or more. The length of the toe shall be measured from the coronet band ( where hard and soft material meet), at the center of the front pastern along the front of the hoof wall to the end of the toe.
12. Pads are not allowed on Yearling Horses, and any horseshoe on yearling horses shall not weigh more than 16 ounces. All horses must be flat shod, or barefoot. Weanling's barefoot only.
13. Insertion of Material Between the Hoof and the Shoe. Any object or material inserted between the shoe and the hoof is not permitted.
14. Weight Bearing Surface. The weight bearing surface of the shoe that is in contact with the hoof must be level.
15. Lead or Other Weights. Lead or other weights are prohibited. Hollowed shoes or artificial extensions filled with mercury, tungsten or similar substances are prohibited.
16. Breakover. The breakover point of the shoe cannot be any further back than the tip of the toe on the natural hoof.
17. Rocker /Roller toed shoes are prohibited.
18. Pressure shoeing a horse or trimming a horse's hoof in a manner that will cause such horse to suffer or can reasonably be expected to cause such horse to suffer pain or distress, inflammation, or lameness when walking, trotting, or otherwise moving is strictly prohibited. Shoes may be pulled at the discretion of show management.
19. Acrylic may be used to repair one hoof only to mend a hoof where the shoe has been thrown and the hoof has been damaged. Acrylic may be used to fill in around the nail holes or cracks on the side of the hooves. Acrylic or any other material may not be used for the purpose of extending the length of the natural hoof in any manner on both feet, which includes the toes or heels.

#### **E. SPECIAL REQUIREMENTS AND EQUIPMENT FOR:**

##### **FLAT-SHOD DIVISION AND VERSATILITY DIVISION**

1. Barefooted horses may be shown; however, judges must disqualify lame or tender footed horses.

2. Only clear grooming products (clear hoof polish) allowed. Black or opaque hoof polish is not allowed.
3. Tungsten metal (in whole or part) is prohibited.
4. There shall be no curb chain or caveson adjustment upon the reverse in a class.
5. Braids shall be worn in English and Halter classes, but not in Western.
6. Rhinestone or sequined brow bands and caveson fronts are allowed.
7. Curb chains or straps must be flat against the jaw and be at least ½ inch wide. Cross chain caveson is prohibited.
8. Martingales and tie downs are prohibited. Exceptions: TWH Over Fences, Barrel Racing, Pole Bending and Driving classes.
9. Snaffle bits are permitted. Severe bits must be penalized in the final judging. Shanks over 9 ½ inches are prohibited. Gag bits without shanks are not allowed.
10. Western classes, silver mounted equipment shall not count over good working equipment.
11. Equipment approved for either English or Western class is approved for rail classes, but not a combination thereof.
12. Exhibitor's apparel shall be either English or Western, but not a combination of both.
13. Dress for Flat Shod and Versatility classes shall be neat and appropriate.
14. Action devices and tail braces are prohibited on show grounds or in the show ring.
15. Bosals or ordinary ring snaffles may be used on five-year-old or younger western flat-shod pleasure horses. When using a bosal or snaffle, the rider may use two hands on the reins. The ordinary ring snaffle bit has a broken mouthpiece with conventional O-rings, egg-butt, or D-rings, and the ring must be no larger than four inches in diameter. Optional loose chinstrap of leather or nylon only is permitted. Reins should be attached above the chinstrap. Bosal may be used in Poles, Barrels, Trail or Reining Classes.
16. Australian stock saddles are not approved as either English or Western tack.
17. Side saddles are approved equipment in flat-shod pleasure and versatility classes.
18. In timed events and/or individually worked classes such as barrels, pole, western riding, trail, etc. a particular horse counts as one entry no matter how many people exhibit it. The only time a horse can be entered in a timed event or trail class with two different exhibitors/contestants and count as two entries is if the class is an open class and one of the exhibitors/contestants is an adult and other is a youth exhibitor, and this is allowed only if there is no other class for the adult or youth exhibitor.

## **F. SPECIAL REQUIREMENTS AND EQUIPMENT FOR HALTER DIVISION**

### **HALTER/IN HAND /MODEL DIVISIONS**

1. Halter /In-hand classes: Mares, stallions, and geldings may be shown in a bridle or halter. Showmanship must be shown in halter.
2. Weanlings and yearlings shall be shown in a show halter, snaffle bit optional on yearling.
3. In model class, entries may wear a show bridle or a leather show halter.
4. In Model Classes, entries may not wear a tail brace and/ or humane tail.
5. Shoes on weanlings are prohibited. Pads are not allowed on Yearling Horses, and any horseshoe on yearling horses shall not weigh more than 16 ounces. All horses must be



flat shod, or barefoot.

6. Model entries must be flat shod.
7. Boots or action devices are prohibited.
8. Braids in the manes and or foretops are required English tack.
9. Whips are not to exceed four feet in length including the snapper and are used by exhibitors in English attired classes. **Whips are not allowed when Western Attire and Western equipment are used.**

#### **G. DRUGS AND MEDICATIONS**

1. USEF DRUGS & MEDICATIONS GUIDELINES WILL APPLY (www.usef.org) No horse shall be allowed to show if that horse has been administered any forbidden substance by any means. A forbidden substance is any stimulant, depressant, tranquilizer, local anesthetic or any other various medications. (Stimulants and depressants are defined as medications that stimulate or depress the circulatory, respiratory or central nervous systems.) The use of "ginger" is prohibited. Any drugs regardless of how harmless or innocuous they might be, which by their very nature mask or screen the presence of the aforementioned prohibited drugs, or prevent or delay testing procedures.
2. Exhibitors are cautioned against the use of medicinal preparations and tonics of any kind, the ingredients and quantitative analysis of which are not specifically known, as many of them contain forbidden substances. Professionals, Exhibitors and Owners shall be knowledgeable and accepting of USEF Drugs & Medications Guidelines. ( www.usef.org)
3. Any blood drawn for drug testing procedures shall be administered by or under the supervision of a licensed veterinarian within fifteen (15) minutes of the horse leaving the show ring. Blood tests shall be the only recognized form of drug testing.
4. A hearing regarding an alleged violation of WHOA's Drug & Medication policy shall be held in accordance with Rule XII. The trainer, owner, and/ or exhibitor of said horse, if found in violation, shall be required to forfeit all prize money or sweepstakes and any trophies, ribbons and points won at the completion, and the classes will be re-tied. The trainer, owner and/ or exhibitor shall pay a \$500.00 fine.

#### **H. PROFESSIONAL AND AMATEUR STATUS**

\*\*Note: The following rules will be enforced at all WHOA sponsored or affiliated horse events. Refers to any breed of horse, not just the TWH.

##### **1. PROFESSIONAL:**

###### **a. Definition: A Professional is an individual who:**

- (1) Engages in the profession of horse training as main or part time occupation.
- (2) Has the responsibility for the care, custody, training and performance of horses for others.
- (3) Accepts payment for training, exercising, schooling, riding, exhibiting, and driving. Payment includes exchanges of services, compensation, and/or bartering.
- (4) Is a halter professional.
- (5) Is a professional for any breed horse.

b. Eligibility: Professional may show in all classes except classes designated as

Amateur

c, Duties:

- (1) A Professional shall be responsible for the condition and welfare of horses in his or her custody.
- (2) A Professional is obligated to fully understand the rules of the WHOA including the penalties and restrictions.
- (3) A Professional who does not exhibit horses shall still be knowledgeable concerning the breed standard and the affiliations associated with the breed.

**2. LIMITED AMATEUR**

a. Definition: A Limited Amateur is an individual who:

- (1) Provides riding instruction to students but does not train horses or otherwise engage in activities defined as a Professional.
- (2) Boards or operates a boarding facility owned themselves or another person where horses are owned by others or co-owned with the Limited Amateur.
- (3) Acts as an agent in the sale, purchase or advertising of horses owned by others.
- (4) Is a relative of a Professional and over the age of 11. (see **definition** Section IV (n) page 6
- (5) Any individual designated as Interim status as set forth in Paragraph 5.

b. Eligibility: Limited Amateurs may show in Open classes and may show horses owned by Limited Amateur or immediate family (other than Professionals) classes designated as Amateur. May not show horses owned, co-owned or leased with others in an Amateur class.

**3. AMATEUR**

a. Definition: An Amateur is an individual that has reached age 18 as of January 1 of that year and that engages in the showing of horses as a hobby or pastime and not paid or compensated for their activities nor engaged in other activities defined as a Professional or Limited Amateur.

b. **The following shall not affect amateur status:**

- i Standing a breeding stallion, buying/selling or horses for personal ownership
- ii The writing of books or articles for horse show purposes.
- iii The acceptance of remuneration for judging or serving in the capacity of DQP.
- iv The reimbursement of exhibitor for expenses without profit.
- v The acceptance of a small token of appreciation, other than money for exhibiting.

c. Eligibility: Amateurs may show in Open and Amateur classes.

**4. YOUTH**

a. Definition A person who has not reached his or her 18<sup>th</sup> birthday on January 1<sup>st</sup> of the show year and is not defined as a Limited Amateur.

b. Eligibility. A Youth may show in Open, Amateur and Youth classes.

**5. INTERIM**

a. **CHANGE OF PROFESSIONAL STATUS:** Any Professional or Limited Amateur

that desires to be reclassified as an amateur based on the grounds that he/she no longer engages in the activities that made him/her a Professional or Limited Amateur must notify the WHOA office in writing of this wish and send this notice via certified mail to the WHOA office. After such notification has been received and approved by WHOA, status can be changed to Interim and set the duration of the waiting period as approved by WHOA. A Professional will not become an Amateur but a Limited Amateur for the duration of his or her life. A Limited Amateur who is not a relative of a Professional shall go through the Interim Period and then become an Amateur.

**b.** Definition of the waiting period: The waiting period is as follows: If have been a Professional or a Limited Amateur for less than 13 months, then the applicant shall have Interim status for 2 years from the date of approval. If has been a Professional or Limited Amateur for more than 13 months, then the applicant shall have Interim status for 5 years from the date of approval.

**c.** The immediate family of a Interim may exhibit their own horses (no co-owned or leased horses) in all amateur classes except AOT /OAT classes.

**\*\*Note: The burden of proof of proving amateur status is on the applicant. WHOA reserves the right to investigate disputes and applicants may need to provide financial records/proof of ownership, etc. if needed. Falsifying information will result in a 2-year suspension and up to a \$5,000.00 fine. Subject stays suspended until fine is paid. No exceptions. Final determination of Professional or Amateur or Limited Amateur status shall be made by the Hearing Committee.**

## **I EXHIBITOR CONDUCT**

Exhibitors shall at all times conduct themselves with good behavior and proper conduct with other exhibitors, judges, DQP, Director of Animal Welfare, DQP Service Coordinators, UDSA Employees or Directors all show personnel and spectators in the following manner

1. Treat other with courtesy, cooperation and respect.
2. Shall not act in a manner contrary to the Rules of WHOA or incite or permit any other person to act contrary to the Rules.
3. Shall act properly, ethically, honestly and in a sportsmanlike manner and with respect towards others.
4. Shall not use foul or offensive language and shall not be physically or verbally abusive towards others or physically assault an exhibitor, judge, show personnel or spectators.
5. Shall not act with intent to influence a judge or cast aspersions on the judging.
6. Shall not telephone, text, email or by any other means of communication contact Judge prior to show once the Judge is announced.
7. Shall not talk to a Judge or criticize a Judge at WHOA affiliated or sponsored event unless a request is made through Show Management for the Judge's opinion concerning that exhibitor's horse. The request must be made at the conclusion of the show. It is urged that the Judge will give his or her opinion courteously and sincerely in the presence of Show Management and in a private setting.
8. Inhumane Treatment. Treating any horse in an inhumane manner. This prohibition against inhumane treatment applies to WHOA members and nonmembers. Inhumane treatment to horses other than Tennessee Walking Horses and other animals used in competition is included in this prohibition as it indicates a general course of dealing with horses that is unacceptable to WHOA. For purposes of this rule, a person responsible for the care of a horse is also

responsible for and may be disciplined for the inhumane conduct of their trainers, agents, representatives and employees. For violation of this rule, an individual may be disciplined, suspended, fined, denied WHOA privileges, disqualified, expelled from show grounds and/or expelled from WHOA. Inhumane treatment of any horse or any other animal on show grounds is strictly prohibited. Treatment of any horse will be considered inhumane if a person, educated or experienced in accepted equine training techniques, would perceive the conduct of an individual to be inhumane.

Pressure Shoeing. Shoeing a horse, or trimming a horse's hoof in a manner that will cause such horse to suffer, or can reasonably be expected to cause such horse to suffer pain or distress, inflammation, or lameness when walking, trotting or otherwise moving.

## **J. WHOA PROGRAMS**

**Eligibility:** To be eligible for awards, the owner and exhibitor of the horse must be a WHOA member.

### **1. Register of Merit:**

Provides flat shod horses and their exhibitors a showcase for their versatility.  
For horses at least 2 years old, nominated by September 1 each calendar year.  
Point books issued yearly must be submitted by December 5 each calendar year.  
Points earned by placing at any organized horse show, competitive or endurance ride, or other horse event.  
Awards include Certificate of Achievement, Certificate of Merit, Register of Merit (programs highest honor), and Diamond Certificates.  
For more information, contact the WHOA office at [joinwhoa@aol.com](mailto:joinwhoa@aol.com)

### **2. National High Point:**

Points accumulated at events across the country using a licensed judge and affiliated with a USDA recognized HIO.  
Points awarded based on placing at each show  
Awards presented annually at the WHOA Convention

### **3. International High Point**

Points accumulated at events affiliated with or sponsored by WHOA outside the United States of America (USA)  
Awards presented annually

### **4. Youth Quest and Amateur High Point**

For youth members 17 and under  
For adult member 18 and over  
Awards presented annually at the WHOA Convention

## VII. FLAT SHOD GAIT AND DIVISION DESCRIPTIONS AND REQUIREMENTS

There are four distinct gaits that the Flat Shod TWH performs in the show ring:

**The flat walk** is a bold four beat step with each foot leaving and striking the ground separately at regular intervals. The pattern for this step is left hind foot, left front foot, right hind foot, right front foot, creating a square four beat step. The forelegs should move straight, breaking at the knees and reaching forward. The motion of the hind foot moving over the front track creates overstride. The rear legs should follow through close to the ground in a comfortable overstriding step. In the flat walk the horse should have a vertical head nod from the withers, nodding up and down where the neck and head moves, not just the head. The horse should carry his neck higher than his topline, but not so high that there is straining or hollowing out in the back.

**The running walk** should have an increase in speed with the same motion of the legs and head as the description of the flat walk with minimal transition between the gaits. There should be no sacrifice of form with the increase of speed.

**The canter** of the TWH is a forward 3-beat movement performed with a diagonal movement either to the right or left. If the movement is to the right the horse should start left hind leg, right hind leg and left fore leg together, the right fore leg. The movement to the left is right hind leg, left hind leg and right fore leg together, the left fore leg. To be performed correctly in the show ring the horse should lead with his fore leg to the inside of the ring.

**The trail walk** is a relaxed walk with a loose rein and no appearance of strain on the part of horse or exhibitor. The horse should be content, manageable and smooth.

All TWH Flat Shod horses perform all gaits (flat walk, running walk, canter and trail walk), associated with the TWH breed without the use of tungsten, lubricants, artificial appliances, boots, pads, bands, braced tails or any type action device. The length of the toe, exclusive of the shoe, shall not exceed 5 inches measured from the coronet band, at the center of the front pastern along the front of the hoof wall. Hoof bands are not allowed on the grounds at any WHOA event.

In all Flat Shod TWH classes the horses should never show tendencies to pace, trot or rack. The horses should perform all gaits with the hind legs in a forward motion never with vertical hock motion or with hind legs "out behind" itself. In all Flat Shod TWH classes manners are paramount, horses should stand quietly and back readily. In all gaits, form should never be sacrificed for speed.

**Any Flat Shod horse is considered to have an unacceptable image if it exhibits stiff front legs, crampy rear leg motion, laboring, continuous stumbling, unevenness in its way of going, quick flipping of its front feet, or landing on its heels, or repeatedly rocks back in the lineup. A horse which exhibits these traits must be penalized. The degree of penalty is in the discretion of the judge and may include disqualification.**

### A. FLAT SHOD TWH DIVISIONS

#### 1. CLASSIC PARK DIVISION

- a. **The Classic Park** horse must display a true four beat gait at the flat walk and running walk. The Classic Park horse will have a more defined flat walk and running walk which should include a longer stride with the rear legs, more animation with the front legs and a pronounced head shake. The Classic Park horse will be more animated than the Lite Shod horse.
- b. **In English classes** the Classic Park horse should be high headed with an alertness sought after in the show ring. English tack must be used in this class.
- c. **In Western classes** the Classic Park horse should have a natural headset and work on a lighter rein than in the English classes. These along with neck reining are qualities that set the western horse apart from the English horse (all horses 6 and over must neck rein). A 360 degree neck reined turn to the right or left at the exhibitors discretion may be called for at the judges' discretion in Western

classes for aged horses 6 years and over. Western tack must be used in this class. **Cavesson may not be used.** Horses in western are to be reversed away from the rail (to the inside).

**d. Shoeing:** A maximum ½" thick x 1 ½" wide hot or cold rolled steel or aluminum shoe. Borium is allowed on the caulks and toes of the shoe. The thickness of the shoe, caulk and borium together must not exceed 1 1/8" thick. A maximum 1 5/8" turn back (measured from the front to the back of the caulk) is allowed. Clips are optional when drawn from the original steel or poured.

The initial shoe size on Classic Park horses that they are wearing at the beginning of Class #1 of a show cannot be changed if desiring to show in Lite Shod. Classic Park horses may exhibit in Lite Shod classes if shoeing criteria is met for the Lite Shod Division at the beginning of the first class at that show. Classic Park horses are not allowed to show in any other Flat Shod classes (Trail Pleasure, Classic Trail Pleasure, Country Pleasure, Classic Country Pleasure, All Day Pleasure or Classic All Day Pleasure) at the same show, but they are eligible to show in Halter, Showmanship, Equitation and Versatility classes at the same show. **See chart on page 38.**

## 2. LITE SHOD DIVISION

### a. LITESHOD

- i. The **Lite Shod** horse must display a true four beat gait at the flat walk and running walk. The Lite Shod horse should be light and airy with its front legs and exhibit a long gliding over stride with a defined flat walk and running walk. It should display a cadenced headshake in rhythm with its legs. The Lite Shod horse will be slightly less animated than the Classic Park horse but more animated than the Classic Light Shod horse.
- ii. In **English classes** the Lite Shod horse should be higher headed showing brilliance and a presence sought after in the show ring. The horse should be manageable on a light to moderate rein. Only English tack should be used in this class.
- iii. In **Western classes** the Lite Shod horse should have a lower headset and work on a lighter rein. These along with neck reining are qualities that set the western horse apart from the English horse (all horses 6 and over must neck rein). A 360 degree neck reined turn to the right or left at the exhibitors' discretion may be called for at the judges' discretion in Western classes for aged horses 6 years and over. Only western tack should be used in this class. **Cavesson may not be used.** Horses in western are to be reversed away from the rail (to the inside).
- iv. **Shoeing:** A maximum ½" thick x 1" wide hot or cold rolled steel or aluminum shoe (both front and hind feet) with a maximum 1 1/2" turn back (measured from front to back of the caulk) is allowed. Borium is allowed on the caulks and toes of the shoe, but the thickness of the shoe, caulk and borium must not exceed 1 1/8" thick. Clips are optional when drawn from the original steel or poured.

Lite Shod Pleasure horses may show up in Classic Park classes at the same show but are not allowed to show in any other Flat Shod classes (Trail Pleasure, Classic Trail Pleasure, Country Pleasure, Classic Country Pleasure, All Day Pleasure or Classic All Day Pleasure) at the same show, but they are eligible to show in Classic Lite Shod, Halter, Showmanship, Equitation and Versatility classes at the same show. See chart on page 47.

## b. CLASSIC LITE SHOD

- i. **The Classic Lite Shod** horse must display a true four beat gait at the flat walk and running walk effortlessly displaying elegance and classic beauty with a balanced head nod. The Classic Lite Shod horse should be collected and well balanced with less shoulder or knee lift than the Lite Shod. The Classic Lite Shod horse should break higher with its front legs in all gaits than the Trail Pleasure horse.
- ii. In **English classes** the Classic Lite Shod Pleasure horse should have a higher head carriage exerting energy through light collection. Only English tack should be used in this class.
- iii. In **Western classes** the Classic Lite Shod horse should have a lower headset and work on a lighter rein than in English class. These along with neck reining are qualities that set the western horse apart from the English horse (all horses 6 and over must neck rein). A 360 degree neck reined turn to the right or left at the exhibitors' discretion may be called for at the judges' discretion in Western classes for aged horses 6 years and over. Only western tack should be used in this class. **Cavesson may not be used.** Horses in western are to be reversed away from the rail (to the inside).
- iv. **Shoeing:** A maximum of 3/8" thick x 3/4" wide with up to a 1/16" variance hot or cold rolled steel or aluminum shoe (both front and hind feet). Barium is allowed on the caulks and toes of the shoe, but the thickness of the shoe, caulk and barium must not exceed 7/8" in thickness. Maximum 1 1/2" turn back (measured from front to back of caulk). Clips are optional when drawn from the original steel, or poured. See Chart on page 47.

**\*\* Classic Lite Shod may show up in the Classic Park classes at the same show.**

## 3. TRAIL DIVISION

### a. TRAIL PLEASURE

- i. The **Trail Pleasure** horse must display the true four beat gaits at the flat walk and running walk. The Trail Pleasure horse should move in an alert, determined and forward manner with an ample and cadenced head shake. The Trail Pleasure horse should move with ease, overstride and lift of the shoulders on a light rein. While animation typical of the Lite Shod and Classic Lite Shod horse is not desirable in the Trail Pleasure horse there should be a brilliance in the action of the horses movements. The Trail Pleasure horse should canter in a relaxed manner with no sign of effort from the exhibitor. Trail Pleasure horses may be asked to trail walk and halt while exhibiting at the judges' discretion.
- ii. In **English classes** the Trail Pleasure horse should be higher headed and alert. Only English tack should be used in this class.
- iii. In **Western classes**, the Trail Pleasure horse should display a slightly lower more relaxed headset and be ridden on a loose rein. These along with neck reining are qualities that set the western horse apart from the English horse (all horses 6 and over must neck rein). A 360 degree neck reined turn to the right or left at the exhibitors discretion may be called for at the judges' discretion in Western classes for aged horses 6 years and over. Only western tack should be used in this class. **Cavesson may not be used.** Horses in western are to be reversed away from the rail (to the inside).
- iv. **Shoeing:** A maximum of 3/8" thick x 3/4" wide with up to a 1/16" variance hot or cold rolled steel or aluminum shoe (both front and hind feet). Borium

is allowed on the caulks and toes of the shoe, but the thickness of the shoe, caulk and barium must not exceed 7 /8" in thickness. Maximum 1 ½" turn back (measured from front to back of caulk). Clips are optional when drawn from the original steel, or poured. See chart on page 47.

Trail Pleasure horses are not allowed to show in any other Flat Shod classes (Classic Park, Lite Shod, Classic Lite Shod, Classic Trail, Country Pleasure, Classic Country Pleasure, All Day Pleasure or Classic All Day Pleasure) at the same show, but they are eligible to show in, Halter, Showmanship, Equitation and Versatility classes at the same show.

#### **b. CLASSIC TRAIL PLEASURE**

- i. The Classic Trail Pleasure horse must display the true four beat gaits at the flat walk and running walk. Good manners and smooth performance are more important than brilliant action in the Classic Trail Pleasure horse. The front legs should not break more than 45 degrees from vertical, therefore, animation seen in the Trail Pleasure horse is not desirable in the Classic Trail Pleasure horse and should be penalized. The Classic Trail Pleasure horse should move with an ease geared toward stamina and longevity on the trail on a loose rein. The Classic Trail Pleasure horse should be relaxed and have a pronounced and a cadenced head nod coming from the shoulders as a result of timing from the hind quarters and not from simple flexion at the poll. The Classic Trail Pleasure horse should canter in a relaxed form with no sign of effort from the exhibitor. Classic Trail Pleasure horses may be asked to trail walk and halt while exhibiting at the judges' discretion.
- ii. In English classes the Classic Trail Pleasure horse should be higher headed and alert. Only English tack should be used in this class.
- iii. In Western classes the Classic Trail Pleasure horse should display a slightly lower more relaxed headset and be ridden on a loose rein. These along with neck reining are qualities that set the western horse apart from the English horse (all horses 6 and over must neck rein). A 360 degree neck reined turn to the right or left at the exhibitors' discretion may be called for at the judges' discretion in Western classes for aged horses 6 years and over. Only western tack should be used in this class. **Cavesson may not be used.** Horses in western are to be reversed away from the rail (to the inside).
- iv. Shoeing: A maximum of 3/8" thick x ¾" wide with up to a 1/16" variance hot or cold rolled steel or aluminum shoe (both front and hind feet). Barium is allowed on the caulks and toes of the shoe, but the thickness of the shoe, caulk and barium must not exceed 7 /8" in thickness. Maximum 1 ½" turn back (measured from front to back of caulk). Clips are optional when drawn from the original steel, or poured. See chart on page 47.

Classic Trail Pleasure horses are not allowed to show in any Classic Park, Lite Shod, Classic Lite Shod, Trail Pleasure, Country Pleasure, Classic Country Pleasure, All Day Pleasure or Classic All Day Pleasure at the same show, but they are eligible to show in, Halter, Showmanship, Equitation and Versatility classes at the same show.

### **4. COUNTRY DIVISION**

#### **a. COUNTRY PLEASURE**

- i. The **Country Pleasure** horse must display a true four beat gait at the flat walk and running walk. The Country Pleasure horse should display slightly less shoulder lift and animation with its front legs than the Classic Trail Pleasure horse. This horse should be balanced with a pronounced and



cadenced head nod when considering gait, form and rhythm. The Country Pleasure horse should be manageable on a light rein. Horses may be asked to trail walk and to halt and stand quietly on a relaxed rein at the judges' discretion. Keeping in mind this is a horse in the show ring, therefore neatness and manners are paramount.

- ii. In **English classes** the Country Pleasure horse should have a natural headset. A cavesson may be used on the Country Pleasure horse in English tack. Only English tack should be used in this class.
- iii. In **Western classes** the Country Pleasure horse should display a slightly lower headset than in English classes and be ridden on a loose rein. Exhibitors are not required to neck rein in this class. A cavesson may be used on a Country Pleasure horse in Western tack. Exhibitors are allowed to use a hand on each rein in Western classes. A 360 degree turn to the right or left at exhibitors' discretion may be called for at the judges' discretion in Western classes for aged horses 6 years and over. Only western tack should be used in this class. Horses in western are to be reversed away from the rail (to the inside).
- iv. **Shoeing:** An unaltered, factory stamped keg shoe (poured or cast) hot or cold rolled steel or aluminum light horse breed (non draft breed) non toe-weighted shoe is allowed. Poured or cast clips if poured in the original cast (may not be welded on). Poured or cast heels/caulks if poured in the original cast (may not be welded on). Barium is allowed on the toe 1 ½" wide at the toe and spots on the heels no more than 1/8" thick. See chart on page 47.

Country Pleasure horses are not allowed to show in any Classic Park, Lite Shod, Classic Lite Shod, Trail Pleasure, Classic Trail Pleasure, Classic Country Pleasure, All Day Pleasure or Classic All Day Pleasure at the same show, but they are eligible to show in, Halter, Showmanship, Equitation and Versatility classes at the same show.

#### **b. CLASSIC COUNTRY PLEASURE**

- i. The **Classic Country Pleasure** horse does not exhibit shoulder lift, but must display a true four beat gait at the flat walk and running walk with a cadenced head nod. The Classic Country Pleasure horse should be balanced when considering gait, form and rhythm. The Classic Country Pleasure horse must be manageable on a loose rein. The canter must be relaxed and consistent with no sign of rushing or pumping on the exhibitor's part. Horses may be asked to trail walk and to halt and stand quietly on a relaxed rein at the judges' discretion. The Classic Country Pleasure horse should be relaxed, content and under control by the exhibitor at all times.
- ii. In **English** classes the Classic Country Pleasure horse may wear a cavesson with only English tack.
- iii. In **Western** classes, the Classic Country Pleasure horse must be ridden on a loose rein and may wear a cavesson with only western tack. Exhibitors are not required to neck rein in this class. **A cavesson may be used on a Country Pleasure horse in Western tack.** Exhibitors are allowed to use a hand on each rein in these classes. A 360 degree turn to the right or left at the exhibitors' discretion may be called for at the judges' discretion in Western classes for aged horses 6 years and over. Horses in western are to be reversed away from the rail (to the inside).
- iv. **Shoeing:** An unaltered, factory stamped keg shoe (poured or cast) hot or cold rolled steel or aluminum light horse breed (non draft breed) non

toe-weighted shoe is allowed. Poured or cast heels/ caulks if poured in the original cast (may not be welded on). Barium is allowed on the toe 1 ½" wide at the toe and spots on the heels no more than 1/8" thick. See chart on page 47.

Classic Country Pleasure horses are not allowed to show in any Classic Park, Lite Shod, Classic Lite Shod, Trail Pleasure or Classic Trail Pleasure, Country Pleasure, All Day Pleasure or Classic All Day Pleasure at the same show, but they are eligible to show in Halter, Showmanship, Equitation and Versatility classes at the same show.

## 5. ALL DAY DIVISION

### a. ALL DAY PLEASURE

These classes are open to all gaited horses. The horses in these classes are not required to be registered in any breed association. The All Day Pleasure and Classic All Day Pleasure classes are designed to encourage participation from exhibitors who may be new to the show ring or the exhibitor who wants to show their typical "all day pleasure" horse. These classes are open to amateur and youth exhibitors only.

- i. The **All Day Pleasure** horse should transition between gaits smoothly and immediately. The All Day Pleasure horse must stand still on a loose rein at the halt and in the lineup. The All Day Pleasure horse must back calmly and readily. The pleasure gait must be on a light rein (contact is allowed) and trail walk on a loose/draped rein. The All Day Pleasure horse should move quietly forward in an alert manner. The All Day Pleasure horse exhibits ease of gait on a light rein, smoothness is paramount when judging as this trait makes horse a pleasure to ride all day. Any bouncing swaying or undulating motion or exaggeration by the rider or gripping tightly on the reins should be penalized. The difference in the All Day Pleasure and Classic All Day Pleasure is the All Day Pleasure carries a larger shoe and has an extended gait.
- ii. There are three gaits associated with the All Day Pleasure classes: the pleasure gait, the trail walk and the extended pleasure gait and canter in classes designated by show management as canter classes. Horses will enter the ring at a pleasure gait, extended pleasure gait, trail walk, canter (if designated as canter class) and reverse (Horses in western are to be reversed away from the rail (to the inside)), trail walk, pleasure gait, extended pleasure gait, and trail walk, canter (if designated as canter class). Horses may be asked to halt at Judge's discretion. The pleasure gait is performed at an average tempo and the extended pleasure gait at a moderate speed and can be a variation of any saddle horse gait with no preference given to any particular gait over another. The gait should be consistent, balanced and possess smoothness and manageability to emphasize "all day" longevity making it a comfortable and easy ride. Form must not be sacrificed for speed when judging the gaits of the horse. Excessive animation and stride are not desired in the pleasure gait.
- iii. Exhibitors may use two hands with English or Western tack and a cavesson or noseband may be used with English or Western tack.
- iv. **Shoeing:** A maximum of 3/8" thick x ¾" wide with up to a 1/16" variance hot or cold rolled steel or aluminum shoe (both front and hind feet). Borium is allowed on the caulks and toes of the shoe, but the

thickness of the shoe, caulk and borium must not exceed 7/8" in thickness. Maximum 1 1/2" turn back (measured from front to back of caulk). Clips are optional when drawn from the original steel, or poured.

All Day Pleasure horses are not allowed to show in any Classic Park, Lite Shod, Classic Lite Shod, Trail Pleasure, Classic Trail Pleasure, Country Pleasure, or Classic Country Pleasure, at the same show, but they are eligible to show in Classic All Day Pleasure (if all shoeing criteria are met), and also in Halter, Showmanship, Equitation and Versatility classes at the same show, provided they are registered horses. See chart on page 47.

**b. CLASSIC ALL DAY PLEASURE (AOT, OAT ONLY)**

The Classic All Day Pleasure horse is an exclusive AOT or OAT Division only and is one that is truly a pleasure to use on the trail. The Classic All Day Pleasure horse must stand still on a loose rein at the halt and in the line up. The Classic All Day Pleasure horse must back calmly and readily. This horse must not exhibit any nervous tendencies or seem rushed. This horse should move quietly with no balking. The Classic All Day Pleasure horse should transition between gaits smoothly and immediately.

- i. The gaits associated with the Classic All Day Pleasure horse, are the pleasure gait, the trail walk and canter in classes designated by show management as canter classes. Horses will enter the ring at a pleasure gait, trail walk, canter (if designated as canter class) and reverse, (Horses in western are to be reversed away from the rail (to the inside)) trail walk, pleasure gait, and trail walk, canter (if designated as canter class). Horses may be asked to halt at Judge's discretion. The Pleasure gait and the trail walk are both performed on a loose rein. The pleasure gait is performed at a moderate speed and can be a variation of any saddle horse gait with no preference given to any particular gait over another. The Horses may be asked to Halt at judge's discretion. The gait should be consistent, balanced and possess smoothness and manageability to emphasize "all day" longevity making it a comfortable and easy ride. Excessive animation and stride are not desired in the pleasure gait.
- ii. Exhibitors may use two hands with English or Western tack and a cavesson or noseband may be used with English or Western tack.
- iii. Shoeing: An unaltered, factory stamped keg shoe (poured or cast) hot or cold rolled steel or aluminum light horse breed (non draft breed) non toe-weighted shoe is allowed. Poured or cast clips if poured in the original cast (may not be welded on). Poured or cast heels/caulks if poured in the original cast (may not be welded on). Borium is allowed on the toe 1 1/2" wide at the toe and spots on the heels no more than 1/8" thick. See chart on page 47.

Classic All Day Pleasure horses are not allowed to show in any Classic Park, Lite Shod, Classic Lite Shod, Trail Pleasure, Classic Trail Pleasure, Country Pleasure, Classic Country Pleasure, at the same show, but they are eligible to show in All Day Pleasure, and also in Halter, Showmanship, Equitation and Versatility classes at the same show, provided they are registered horses.

## 5. ACADEMY DIVISION

Awards are awarded to the Rider

Rider shall have a Youth card noting Academy Level Year 1 or Year 2.

The Academy Division is a division for beginner riders to compete in a fair and enjoyable manner.

### A. Horse Eligibility

- (1) All horses must be Registered Tennessee Walking Horses or gaited horses.
- (2) Horses may be owned or leased by the rider;
- (3) Only mares and geldings will be allowed regardless of age of the rider.
- (4) Horses may also enter in regular amateur or open classes while still being eligible for Academy classes.
- (5) Horse's appearance should be neat and clean with ears, legs, face, and bridle path correctly clipped.

### B. Rider Eligibility

- (1) Riding students of any age are eligible.
- (2) Classes are open to riders in their 1<sup>st</sup> and 2<sup>nd</sup> year of showing. After 2 years a rider is no longer eligible for Academy competition. (Showing Lead line and Walk Only classes only do not count as showing)
- (3) Riders may participate in non-Academy (other youth/amateur) classes without losing their Academy eligibility as long as they are within the 2 year limit
- (4) If a rider participates in only Leadline or Walk Only (a class where not Flat Walk or running Walk is performed) classes those shall not count toward the rider's 2 years of Academy eligibility. However once the rider competes in a class that does require a Flat Walk and running Walk their Academy eligibility time begins.

### C. **Required Attire**

- (1) English
  - a. Jodhpurs or breeches in good condition (with tie downs)
  - b. A long sleeve button down shirt with vest and tie
  - c. Paddock or jodhpur boots
  - d. Helmets are required in Academy classes
  - e. Full English riding suits are not required but allowed.
- (2) Western
  - a. Jeans or dark riding pants
  - b. Button down shirt or western show shirt for girls
  - c. Cowboy boots
  - d. Helmets are required in Academy classes
  - e. Chaps are not required but allowed.
- (3) Other
  - a. Gloves are optional
  - b. Whips are permitted with English attire
  - c. Spurs are permitted with English or Western attire
  - d. A mixture of English or Western attire or tack is not permitted.
  - e. Braids are not required but allowed.
  - f. **EAR PIECES/ COMMUNICATIONS DEVICES ARE NOT ALLOWED**

### D. Judging Guidelines

- (1) Riders are allowed to use two hands in western tack regardless of horses' age or bit used.
- (2) Academy should be judged on the combination of horse and rider. The performance and ability of the rider will determine the final placings and decisions when judging the class. Classes should be judged on presentation of the horse to the best of its ability, ring generalship, showmanship, and horsemanship.

- (3) Consistency, rider's position, manners of the horse and overall appearance of the team are to be judged. Exhibitors should be neat in appearance, dressed in properly fitting attire, and shall conduct themselves in a sportsmanlike manner at all times.
- (4) Riders are required to back in the lineup.
- (5) Handlers are allowed in the center ring and coaching is allowed.

All other rules in rulebook not specifically stated above shall apply.

Shows are encouraged to offer classes that will fit the need for their area. Classes can be divided into various age groups. Adult classes can be offered where there is a need. Also classes can be divided into Academy Pleasure, Academy Equitation/Horsemanship and Academy Showmanship. Showmanship and Equitation/Horsemanship will follow the general rules in the WHOA Versatility rule Book) Patterns are not required in Equitation/Horsemanship classes but can be used.

## B. SHOWMANSHIP AND EQUITATION DIVISION

Equitation Division see "WHOA Official Versatility Rule Book" Page 26-41 Showmanship Division see "WHOA Official Versatility Rule Book" Page 62-68

### 1 Walk Only Classes.

**Class Purpose:** The purpose of the Walk Only class is to be a bridge for young riders that are leaving the Leadline Division and are learning to enter the show ring on their own.

**Eligibility:** Any rider who has **not** competed in a class that requires a flat walk/running walk is eligible to participate in Walk Only. Once a rider competes in classes requiring the flat walk/running walk they are **no longer eligible** for the Walk Only class. A rider's 2 years of Academy eligibility shall not be affected by competing in Walk Only classes. However, once a rider competes in a class requiring a flat walk/running walk they are no longer eligible for Walk Only and begin their Academy eligibility.

**Class Procedure:** Riders shall enter the ring to the right at the walk (aka Trail Walk). When called for, riders shall reverse the correct direction according to their discipline (English to the outside, Western to the inside) and continue at the walk. **The flat walk and/or running walk shall not be called for.** Riders will be required to back in the line-up. One assistant per entry is allowed to enter the ring and may intervene for safety purposes. **Excessive coaching is to be discouraged.**

**Judging Criteria:** Riders should always demonstrate competent control of their horse. Correct equitation for the discipline being ridden (English or Western but not a combination of both) should be demonstrated. The rider should appear confident in managing their horse without assistance while maintaining correct and effective equitation. Quality of movement of the horse is not to be evaluated, however the horse should be sound, mannerly, and quiet while remaining responsive to the rider. Awards shall be awarded to rider.

**Executing any gait other than a walk/trail walk will be considered a break of gait and shall be penalized in the final judging.**

-When riding western, it is acceptable for the rider to use two hands regardless of the horses age or bit used. It is also acceptable for the rider to use one hand with split or romel reins held correctly.

### 2 Leadline Classes.

Rider Eligibility: Open to any youth six (6) years or younger. Horses may be any breed of horse and must be flat shod. Entries shall be led by a handler and an additional handler is allowed for safety if needed. Rider's feet must be in the stirrups or an additional handler must assist. All

riders must wear a helmet. Attire shall be show appropriate. Tack may be English or Western but not a mixture.

### C. HALTER DIVISION

In halter classes the entries are presented in-hand, in either a halter or bridle depending on the specific class requirements. All entries are flat shod at WHOA events. Entries should be representative of the conformation and natural ability that make the TWH distinctive. Entries showing obvious outward signs of being sedated or tranquilized shall be excused. Entries in this division should exemplify the ultimate in conformation of the TWH. Entries should be in sufficient good flesh to present a healthy appearance, and should be immaculately groomed. Transmittable weaknesses shall be considered faults and shall be penalized.

#### 1. MODEL CLASSES

Model Classes may be offered. They may be divided by age, gender, or height. Model entries will be judged on conformation and presentation. All entries must be in good flesh and stand quietly. The entries will be led into the ring and lined up as directed by the ringmaster or judge. The attire of exhibitor and tack of horse may be English or Western. Model classes do not qualify a horse for a rail Championship Class. All Model classes are Flat shod.

#### 2. IN-HAND or HALTER CLASSES

In-Hand or Halter Classes may be offered. The entries will be judged on overall movement, conformation and presentation. Just as with horses under saddle, the halter or in-hand entry should move with a free moving shoulder and ample overstride seen in the TWH. All halter and in-hand entries should be well groomed and present the characteristics of the natural beauty and movement passed through breeding. Entries showing obvious signs of sedation or being tranquilized will be penalized or excused. For each class offered, the prize list shall specify the age, sex, manner of showing and points to be considered in the judging of the contestants.

These classes may be Yearling, Weanling, Mare and Foal, Get of Sire, or Lead Line classes. Entries are led into the ring on the first way of the ring at a walk, then reversed, lined up and judged. In the yearling class the judge may ask for an extended gait that will be done individually after the initial lineup. Youth may not exhibit stallions except weanlings in halter classes. Mare and foal entries will be judged 50% on the mare and 50% on the foal, and mare must show in a bridle. All entries will be flat shod.

#### SUGGESTED CLASSSES FOR HALTER DIVISION

**Model:** (Two-years-old and older)

Model mares

Model geldings

Model stallions

Model Championship

**In-Hand:** (Two-years-old and older)

Mare and Foal

In-hand mares

Get of Sire

In-hand geldings

Lead Line

In-hand stallions

In-hand Championship

Year lings /Weanlings:

Weanling or Yearling fillies Weanling or Yearling colts Weanling or Yearling geldings Youth

Weanling or Yearling

Youth Weanling or Yearling Weanling or Yearling Championship

## **D. FLATSHOD PLEASURE RACKING RULES**

### **1. TRAIL PLEASURE RACKING**

Trail pleasure racking horses must be lite shod (3/4 "x 3/8 inch maximum). Horses shall enter the ring at a trail rack. The judge will call for a trail walk and trail rack in both directions of the ring.

Trail Racking Horses should exhibit a true 4 beat gait with an effortlessness geared toward encouraging stamina and longevity on the trails. Horses must walk and rack on a loose rein and be extremely well mannered, responsive and quiet. Horses must stand quietly and back readily. Animation and action are not desired in a trail racking horse.

Trail Pleasure Racking Western classes must reverse away from the rail (to the inside). Reins may be held in two hands. Five year olds and under may be reined using a bosal or snaffle, but the rider may use two hands on the reins. The Judge may call for a halt on the rail to test for quietness. Horse must stand quietly on the rail and in the lineup, and back freely when asked. If a western horse does not stand quietly, it shall be penalized. It is suggested that for Championship classes in Trail Racking Western the Judge ask the entries to back clear of the lineup and do a 360 degree neck reined turn, either right or left, rider's discretion. The horse shall wear correct western tack. The horse must wear a bridle with no colored brow band. Braids are prohibited. **Cavessons are allowed.**

### **2. COUNTRY PLEASURE RACKING**

The Country Pleasure Racking horse may wear any size shoe up to the plantation-sized (1 1/2 x 1/2 inch). Horses shall enter the ring at a slow rack. The Judge will call for a show walk, slow rack, and a fast rack (country pleasure rack) both directions of the ring. Country Pleasure Racking Horses should exhibit a true 4 beat gait with slightly more animation than the trail racking horse. Horses should be well mannered and responsive. Quality of gait shall not be sacrificed for speed. Horses must stand quietly and back readily. Country Pleasure Racking Western classes must reverse away from the rail (to the inside). Reins may held in two hands. Five year olds and under may be reined using a basal or snaffle, but the rider may use two hands on the reins. The Judge may call for a halt on the rail to test for quietness. Horse must stand quietly on the rail and in the lineup, and back freely when asked. If a western horse does not stand quietly, it shall be penalized. It is suggested that for Championship classes in Country Pleasure Racking Western the judge asks the entries to back clear of the lineup and do a 360 degree neck reined turn, either right or left rider's discretion. The horse shall wear correct western tack. The horse must wear a bridle with no colored brow band. Braids are prohibited. **Cavessons are allowed.**

### **3. STYLE RACKING**

The Style Racking horse may wear any size shoe not to exceed the plantation sized (1 1/2 by 1/2 inch). Horses shall enter the ring at a style rack. The judge will call for the show walk and the style rack both directions of the arena. The Style Racking Horses should display brilliance and show presence while performing a true 4 beat rack. Horses should be balanced both front and rear with animation and action in both the show walk and style rack. Exhibitors should not sacrifice style or gait for speed. Style racking horses are not required to back.

### **4. SPEED RACKING**

The Speed Racking horse may wear any size shoe up to the plantation-sized ( not to exceed 1 1/2 by 1/2 inch). Protective equipment, including unweighted heel boots, quarter boots, bell boots are permitted. The DQP will inspect the horse and all boots before allowing them on a horse. After inspection, boots and safety equipment may be put on the horse in the warm up area. Horses shall enter the ring at a slow rack. The judge will ask for show walk, slow rack, and fast rack both directions of the arena. Speed Racking horses are not required to back.

## E. SPOTTED SADDLE HORSE RULES

**The following rules apply on the classes designated as Spotted classes.**

**Spotted Saddle horses must be registered with SSHBEA or NSSHA.**

1. The Lite Shod Pleasure horse must display a true four beat gait at the show walk and show gait, effortlessly displaying elegance and classic beauty with a cadenced head nod. The Lite Shod Spotted Saddle horse should be collected and well balanced. The Lite Shod Spotted Saddle horse should break higher with its front legs in all gaits than the Trail Pleasure horse. Exhibitors may use two hands in all Spotted Lite Shod classes.
2. In English classes the Lite Shod Spotted Saddle horse should have a higher head carriage, exerting energy through light collection. Only English tack should be used in this class.
3. In Western classes the Lite Shod Spotted Saddle horse should have a lower headset and work on a lighter rein than in English classes. Two hands may be used. Western tack must be used in this class.
4. Lite Shod Shoeing: Shoes must be maximum ½" thick x 1" wide hot or cold rolled steel or aluminum. Borium is allowed on the caulks and toes of the shoe. The thickness of the shoe, caulk and borium together must not exceed 1 1/8" thick. A maximum 1 5/8" turn back (measured from the front to the back of the caulk) is allowed. Clips are optional when drawn from the original steel or poured.

Spotted Saddle Horses may be shown in English or Western attire, but not a combination of both.

Spotted Saddle Horses will enter the ring at a show walk. Gait call is show walk, show gait, show walk, reverse and then repeat the order. Spotted Saddle divisions may be asked to halt **one** direction of the show ring. Some classes may be required to canter if designated on the show sheet. Spotted Saddle Horses must stand quietly and back readily in the lineup.

**The Pleasure Division is divided into three categories:**

1. **Spotted Pleasure** - Head motion is not allowed. The shoe must be a manufactured keg shoe.
2. **Country Pleasure** - Head shake is permitted. The shoe must be a manufactured keg shoe.
3. **Trail Pleasure** - Head Motion is desired. The horses should be more animated and have a longer stride than in Country Pleasure. A maximum 3/8" thick x 3/4" wide, with up to a 1/16" variance, hot or cold rolled steel or aluminum shoe (both front and hind feet) is required. Borium is allowed on the caulks and toe of the shoe, but the thickness of the shoe, caulk and borium must not exceed 7/8" in thickness. Maximum 1 ½" turn back (Measured from front to back of caulk). Clips are optional when drawn from the original steel or poured.

The following rules apply to all categories of the Pleasure division:

- a. Optional Tack in all classes - may be English or Western but not a combination of both.
- b. Whips are allowed with English attire but prohibited with Western attire.
- c. Cavessons are allowed with both English and Western attire.
- d. English Browbands and braids are prohibited with Western attire.
- e. Bit Shanks may not exceed 9 1/2".



- f. Snaffle Bits may be used on horses 5 & under and ridden with two hands.
- g. In Western classes, horses may be ridden with two hands. However, if an exhibitor chooses to ride with one hand, the following will apply: A hand around the reins or index finger between the reins is permitted, with the free hand not allowed to touch the reins. When using Romal reins, the hand must be around the reins. Using the index finger in between the reins is not permitted. The Romal cannot be used forward of the cinch or used to signal or cue the horse.
- h. When asked to reverse, horses may turn to or away from the rail. The Pleasure Horse must give the impression of the ultimate trail horse at all times, demonstrating perfect manners and an exceptionally smooth, natural gait. Neither horse nor rider may show any signs of strain.
- i. In Spotted Horse classes no shoe may be made of material any heavier than conventional steel. Tungsten metal is prohibited. Hoof bands are prohibited in all classes and not allowed on show grounds. No lubricants in the pastern area are allowed in any class.
- j. Only clear grooming products (clear hoof polish) allowed. Black or opaque hoof polish is not allowed.
- k. Crossover among all 3 categories is allowed as long as shoeing requirements are met. Spotted Saddle Horses may also show in Tennessee Walking Horse and Pleasure Racking classes as long requirements for those classes are met. Spotted Saddle Horse Classes may be offered for Lite Shod horses. Lite Shod Rules apply.
- l. Requirements for riders: Any bouncing, swaying or undulating motion or exaggeration of the rider shall be penalized. Any bumping, humping or extreme use of aids and body shall also be penalized.
- m. Youth, 11 and under in age, must wear ASTM-SEI approved headgear (helmets) in all riding classes. This is a safety requirement.

\*\*\*All additional WHOA rules apply.

#### VIII. GENERAL CRITERIA FOR JUDGING ALL DIVISIONS

- A. In all TWH Flat Shod classes, a four-beat walking gait with a cadenced head motion (nod) is required.
- B. Manners are paramount in all Flat Shod classes.
- C. Flat Shod TWH should never show tendencies to pace, trot or rack.
- D. At all gaits, bumping or pumping of the reins MUST be penalized in final judging.
- E. In three-gaited classes, a horse that does not canter both ways of the ring cannot be placed above a horse that does canter both ways.
- F. In a three-gaited class, a horse that is on the wrong lead or is cross-cantering MUST be penalized in final judging.
- G. All Flat Shod horses must stand quietly, back willingly and readily.
  - Exception: speed racking and style racking horse are not required to back.**
- H. Any Flat Shod horse is considered to have an unacceptable image if it exhibits stiff front legs, crampy rear leg motion, laboring, twisting of the hocks, stumbling, unevenness in its way of going, quick flipping of its front feet, or landing on its heels, or repeatedly rocks back in the lineup.
- I. Serviceable Soundness for Horse Show Purposes. All horses shown at a show must be serviceably sound. The official veterinarian's decision, if requested by the Judge, as to the

serviceable soundness of a horse shall be final. If the official veterinarian is not immediately available or called on, the Judge's decision as to serviceable soundness of a horse shall be final.

**J. For Halter Judging Criteria: See Halter Division.**

**K. Classes that Use English Equipment:**

Horses shall enter the ring at a flat walk and when the gate is closed, the Judge shall call for gaits in the order of flat walk, running walk, flat walk and canter. The head motion of a Walking Horse is very important - if he isn't nodding, he isn't walking. Horses shall be worked both ways of the ring. Workouts may be held. English tack and attire are mandatory in this class. Snap brim hat or, safety helmet may be worn. Neatness and taste in attire is encouraged and should be a consideration of the Judge in the final judging. Whips or crops not to exceed four feet are permitted in English classes. Bits with shanks over 9 ½ inches are prohibited. Gag bits without shanks are prohibited. Extremely tight curb chains must be penalized. Exhibitors must ride with light reins in all four gaits. Judges must require horses to back out the first line up. Form must not be sacrificed for speed when judging the gaits of the horse. If an English horse has a fast, uncontrollable canter or requires pumping or bumping, he must be penalized. Entries are to be judged on quality of the required gaits, neatness and appearance of both horse and exhibitor.

**L. Classes that Use Western Equipment:**

Entry shall reflect suitability of the TWH as a western horse. The western horse works quietly exhibiting an exceptionally smooth, comfortable ride. A good western horse should have a balanced flowing motion with a free and easy gait. The horse should be ridden on a loose rein, and should exhibit a four beat walking gait with a cadenced head motion (nod). The headset should be natural, lower, and neither excessively nosed out or overly flexed at the poll. The head should not be high but should exhibit the type of head carriage of a TWH used as a western horse. Horses in western are to be reversed away from the rail (to the inside).

Reins must fall to the same side as the reining hand and cannot be changed during the performance. When using split reins, a hand around the reins or index finger between reins is permitted, but the free hand is not allowed to touch the reins.

Romal reins mean an extension of braided material attached to closed reins. This extension is allowed to be carried in the free hand with approximately 16 inch spacing between the reining hand and the free hand holding the Romal. The Romal shall not be used forward of the cinch or used to signal or cue the horse in any way. When using the Romal, a hand should be around the reins, but a finger between the reins is not permitted, while the horse is in motion, the exhibitor's hands shall be clear of horse and saddle at all times.

Hand Position: Both hands and arms should be held in a relaxed, easy manner with the upper arms in a straight line with the body. The arm that holds the reins should be bent at the elbow. The rein hand should be in close proximity to the horn but NOT touching. The position of the free hand is optional, as long as the free hand remains at waist level or below and not in front of the pommel of the saddle.



Split Reins

Romal Reins

The Judge may call for a halt on the rail to test for quietness. Horse must stand quietly on the rail and in the lineup, and back freely when asked.

Horses must back with head in appropriate position with mouth closed. (At the discretion of the Judge, the horse may be asked to back clear of the line-up and do a 360 degree neck reined turn, either right or the left, exhibitor's discretion.) The horse should wear a western bridle with no cavesson (Exception: Country Pleasure, Classic Country Pleasure, All Day Pleasure, and Classic All Day Pleasure) or English browband and bits with shanks not to exceed 9 1/2 inches. Western tack and attire including hat or safety helmet, boots and long sleeved shirt are mandatory, Chaps, spurs, coat, vest, jacket and lariat may be used at the option of the exhibitor. Australian stock saddles are not permitted. Whips are not permitted.

If a western horse does not stand quietly on a loose rein, he must be penalized.

If a western horse is two handed at any time, he must be penalized. (Exception: Country Pleasure, Classic Country Pleasure, All Day Pleasure, and Classic All Day Pleasure) Exception: A basal or ring snaffle may be used with two hands on five-year- old and younger western flat shod pleasure horses.

If a western horse has a fast, uncontrollable lope or requires pumping or bumping, he must be penalized.




<p style="text-align: center;"><b>QUICK REFERENCE GUIDE</b></p> <p style="text-align: center;"><b>ENGLISH FLAT SHOD</b></p>				
Scoring	Good	Minor Fault	Major Fault	Elimination
Flat Walk	Ground covering. Flat footed four beat gait Good Attitude. Light rein. Vertical head nod. Steady.	Too slow. Disinterested. Not Attentive Tongue flagging.	Nervous. Trotting. Pacing. Tight rein. Failure to nod the head. Tongue over the bit. Ringing of tail	<p style="text-align: center;">Illegal equipment. Lameness. Unacceptable image. Unruly.</p>
Running Walk	Smooth Forward moving. Flat Footed four beat gait. Consistent. Steady. Vertical head nod	Too slow. Too fast. Tongue flagging.	Nervous. Totting. Pacing Tight rein. Failure to nod the head. Side to Side head nod. Tongue over the bit. Ringing of tail	
Canter	Easy forward rolling motion. Consistent. Steady	Too fast. Too slow	Hard or rough. Wrong lead Cross firing behind. Tongue over the bit. Excessive pumping of reins. Ringing of tail. 4-beat gait.	
Trail Walk	Relaxed. Smooth. Manageable on loose or draped rein.	Transition from previous gait too abrupt. Anxious too fast	Tight rein. Straining. Rough ride. Forging. Ringing of tail.	
General	Prompt and subtle transitions. Smooth. Steady. Easy riding. Proper flexion and balance. Good Attitude.	Inattentive. Sour ears. Inconsistent speed. Out of balance. Poll too high or too low to throw horse out of balance. Improper or incomplete appointments. Misconduct. Slow transitions.	Throwing head. Bad mouth. Constant bumping the bit. Gaping mouth. Breaking of gaits. Obvious schooling-loud verbal cues.	<p style="text-align: center;">Illegal equipment. Lameness. Unacceptable Image. Unruly. Kicking. Aggressive Behavior.</p>

## QUICK REFERENCE GUIDE

### WESTERN FLAT SHOD

SCORING	GOOD	MINOR FAULT	MAJOR FAULT	ELIMINATION
Flat Walk	Ground covering. Flat footed four beat gait. Good attitude. Loose rein. Vertical head nod. Steady	Too slow. Disinterested. Not attentive. Tongue flagging	Nervous. Trotting. Pacing. Tight rein. Failure to nod head. Side to side head nod. Tongue over the bit. Ringing of tail.	Illegal Equipment. Lameness. Unacceptable Image. Unruly.
Running Walk	Smooth forward moving. Flat footed four beat gait. Consistent. Steady. Vertical head nod.	Too slow. Too fast. Tongue flagging.	Nervous. Totting. Pacing. Tight rein. Failure to nod the head. Side to Side head nod. Tongue over the bit. Ringing of tail	
Lope	Easy forward rolling motion. Consistent. Steady.	Too slow. Too fast.	Hard or rough. Wrong lead. Cross firing behind. Tongue over the bit. Excessive pumping of reins. Ringing of tail. 4-beat lope.	
Trail Walk	Relaxed. Smooth. Manageable on loose or draped rein.	Transition from previous gait too abrupt. Anxious too fast.	Tight rein. Straining. Rough ride. Forging. Ringing of tail.	
General	Prompt and subtle transitions. Smooth. Steady. Easy riding. Proper flexion and balance. Good attitude.	Inattentive. Sour ears. Inconsistent speed. Poll too high or too low to throw horse out of balance. Improper or incomplete appointments. Misconduct. Slow transitions.	Throwing head. Bad mouth. Constant bumping the bit. Gaping mouth. Breaking of gaits. Obvious schooling-loud verbal cues. Two hands on the reins: for exception see division rules.	Illegal equipment. Lameness. Unacceptable image. Unruly. Kicking. Aggressive behavior.

## WHOA DIVISION CHART

DIVISION	PLEASURE	CLASSIC	CLASS ELIGIBILITY
<p><b>All Day</b>  <b>Pleasure:</b> Pleasure gait, extended pleasure gait, trail walk, reverse, trail walk, pleasure gait, extended pleasure gait, trail walk.                      Line Up.  <b>Classic:</b> Pleasure gait, trail walk, reverse, trail walk, pleasure gait, trail walk.                      Line up.</p>	<p>Keg Shoe or max <math>\frac{3}{8}</math>" x <math>\frac{3}{4}</math>"                      Trail pleasure shoe</p> 	<p>Factory stamped, non-draft breed                      KEG shoe</p> 	<p><b>All Day Pleasure:</b>                      All Day Pleasure.                      Classic all Day Pleasure.  <b>Classic All Day Pleasure:</b>                      Classic All Day Pleasure                      All Day Pleasure</p>
<p><b>Country</b>                      Flat walk, running walk, Flat walk, reverse, flat walk, running walk, flat walk.                      Line up.                      (Canter, Trail walk and halt optional)</p>	<p>Factory stamped, non-draft breed KEG Shoe</p> 	<p>Factory stamped, non-draft breed KEG Shoe</p> 	<p><b>Country Pleasure:</b>                      Country Pleasure                      Classic Country Pleasure  <b>Classic Country Pleasure:</b>                      Classic Country Pleasure                      Country Pleasure</p>
<p><b>Trail</b>                      Flat walk, running walk, flat walk, reverse, flat walk, running walk, flat walk.                      Line up.                      (Canter, Trail walk and halt optional)</p>	<p>Max <math>\frac{3}{8}</math>" x <math>\frac{3}{4}</math>"</p> 	<p>Max <math>\frac{3}{8}</math>" x <math>\frac{3}{4}</math>"</p> 	<p><b>Trail Pleasure:</b>                      Trail Pleasure                      Classic Trail Pleasure  <b>Classic Trail Pleasure:</b>                      Classic Trail Pleasure                      Trail Pleasure</p>
<p><b>Lite Shod</b>                      Flat Walk, running walk, flat walk, reverse, flat walk, running walk, flat walk.                      Line up.                      (Canter optional)</p>	<p>Max <math>\frac{1}{2}</math>" x 1"</p> 	<p>Max <math>\frac{3}{8}</math>" x <math>\frac{3}{4}</math>"</p> 	<p><b>Lite Shod:</b>                      Lite Shod                      Classic Lite Shod                      Classic Park  <b>Classic Lite Shod:</b>                      Classic Lite Shod                      Lite Shod                      Classic Park</p>
<p><b>Classic Park</b>                      Flat walk, running walk, flat walk, reverse, flat walk.                      Line up.                      (Canter optional)</p>	<p>Max <math>\frac{1}{2}</math>" x 1 <math>\frac{1}{2}</math>"</p> 	<p>N/A</p>	<p><b>Classic Park:</b>                      Classic Park                      Lite shod                      (with provisions)</p>

**NOTE:**

Tungsten metal (in whole or in part) is prohibited and not allowed on the show grounds at any WHOA horse event. Hoof bands in all classes are prohibited and are not allowed on the show grounds at any WHOA horse event. Maximum hoof toe length of 5 inches, exclusive of the shoe, allowed at any WHOA horse event.

Only clear grooming products are allowed for use as hoof polish. Black or opaque hoof polish is prohibited at any WHOA horse event.

All keg shoes are to be unaltered with the exception of borium, factory stamped (non-draft breed) keg shoes are allowed in all divisions.

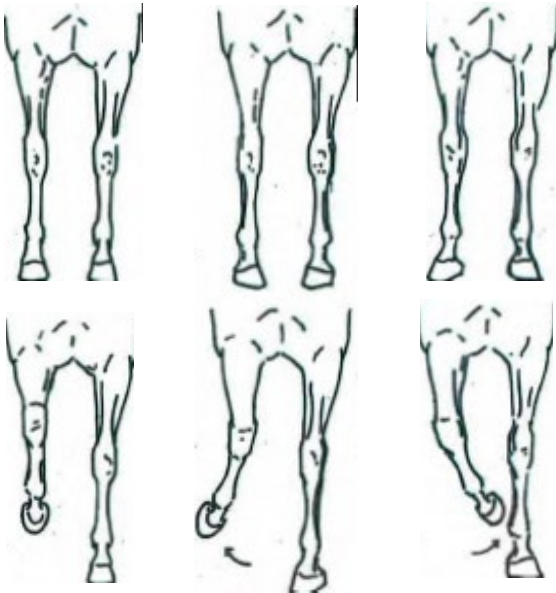
**SPOTTED & RACKING DIVISION CHART**  
**SPOTTED SADDLE HORSES**

DIVISION	SHOEING
<p style="text-align: center;"><b>Lite Shod Spotted</b></p> Show walk, Show gait, Show walk, Reverse, Show walk, Show Gait, Show walk, Line up	Max ½" x 1"
<p style="text-align: center;"><b>Country Pleasure</b></p> Show walk, Show gait, Show walk, Reverse, Show walk, Show Gait, Show walk, Line up	Manufactured keg shoe
<p style="text-align: center;"><b>Spotted Pleasure</b></p> Show walk, Show gait, Show walk, Reverse, Show walk, Show Gait, Show walk, Line up	Manufactured keg shoe
<p style="text-align: center;"><b>Trail Pleasure</b></p> Show walk, Show gait, Show walk, Reverse, Show walk, Show Gait, Show walk, Line up	Max ¾" x ¾" 1/16" variance

**RACKING HORSES**

DIVISION	SHOEING
<p style="text-align: center;"><b>Trail Pleasure Racking</b></p> Enter at Trail rack. Trail walk, Trail rack, Trail walk Reverse, Trail Walk, Trail rack, Trail walk. Line up	Max ¾" x ¾"
<p style="text-align: center;"><b>Country Pleasure Racking</b></p> Enter at Slow rack, Show walk, Slow rack, Fast rack, Show walk, reverse, Show walk, Show rack, Fast rack, Show walk. Line up.	Max 1 ½" x ½"
<p style="text-align: center;"><b>Style Racking</b></p> Enter at Style rack. Show walk, Style rack, Show walk, Reverse, Show walk, Style rack, Show walk. Line up.	Max 1 ½" x ½"
<p style="text-align: center;"><b>Speed Racking</b></p> Enter at Slow rack, Show walk, Slow rack, Fast rack, Show walk, reverse, Show walk, Show rack, Fast rack, Show walk. Line up.	Max 1 ½" x ½"

# CONFORMATION DETERMINES WAY OF GOING

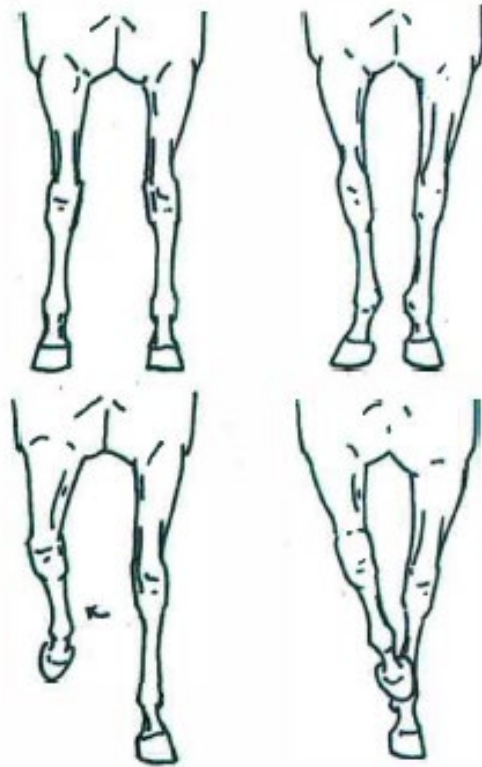


Normal Forelegs Travel Straight      Toe-In (pigeon toe) Wings Out      Toe-Out (splay) Wings In



Normal Heel      Contracted Heel      Sheared Heel      Dish Foot      Foundered Foot with clip toe      Upright pastern Club foot      Coon foot





Bench Knees  
Leg rotations

Base narrow  
Cross over (rope walker)



Hitting on Heels

Hitting Correctly

## **IX. SUGGESTED CLASSES FOR SHOW PROGRAMS**

### **A. Open classes for Classic Park, Lite Shod, Classic Lite Shod, Trail Pleasure, Classic Trail Pleasure, Country Pleasure, Classic Country Pleasure**

1. Two Year Old (any gender of horse) English or Western.
2. Three Year Old (any gender of horse) English or Western.
3. Four Year Old (any gender of horse) English or Western.
4. Junior 5 Years of age and under (any gender of horse).
5. Classic Park, Lite Shod, Classic Lite Shod, Trail Pleasure, Classic Trail Pleasure, Country Pleasure, Classic Country Pleasure (any age, gender of either exhibitor or Horse, canter or non canter) English or Western.
6. Championship Classes English and or Western (any age, gender of horse).

### **B. Amateur classes for Classic Park, Lite Shod, Classic Lite Shod, Trail Pleasure, Classic Trail Pleasure, Country Pleasure, Classic Country Pleasure, All Day Pleasure, Classic All Day Pleasure.**

1. Two Year Old (any gender of horse) English or Western.
2. Three Year Old (any gender of horse) English or Western.
3. Four Year Old (any gender of horse) English or Western.
4. Junior 5 Years of age or under Year Old (any gender of horse) English or Western.
5. 50 years Old and Over Exhibitor (any gender of horse) English or Western.
6. 60 Years Old and Over Exhibitor (any gender of horse) English or Western.
7. Ladies 18 Years Old and Over (any gender of horse) English or Western.
8. Gentleman 18 Years Old and Over (any gender of horse) English or Western.
9. Driving Classes.
10. AOT and OAT classes
11. Pony (Exhibitor 18 years Old and Over) English or Western.
12. Championship classes (Western and or English, Canter or Non-Canter).

### **C. Youth Classes for Classic Park, Lite Shod Pleasure, Classic Lite Shod, Trail Pleasure, Classic, Trail Pleasure, Country Pleasure, Classic Country Pleasure, All Day Pleasure, Classic All Day Pleasure.**

1. Exhibitors 11 and Under (English or Western).
2. Exhibitors 12-14 Years Old (English or Western).
3. Exhibitors 15-17 Yeas Old (English or Western).
4. Pony (English or Western) divided as the above.
5. Championship classes (English or Western).

**When classes in the Trail, Country and All Day Divisions are divided into Pleasure and Classic Pleasure, it is suggested by WHOA management that the Pleasure description be used and stated in the show program. In the Lite Shod Division, which is divided into Lite Shod and Classic Lite Shod the same procedure is suggested.**

#### **D. Qualifying Classes.**

**An entry shall be deemed to have qualified for a Championship Class, if in an appropriate qualifying class:**

1. It is excused by a Judge after or during the initial lineup without request by the Exhibitor to be excused (these individuals must return to inspection immediately).
2. It has completed the class.
3. A horse showing in a Specialty/two (2) gait/No canter class is not qualified to show in a Championship Class that requires three (3) gaits, and a horse exhibiting in a three (3) gait preliminary class does not qualify that horse for the two (2) gait Championship.

#### **E. Championships Classes.**

1. Show Management must designate all qualifying classes and may require any and all winners in a qualifying class to compete in a Championship Class provided it is so stated in the prize list. Any exhibitor failing to comply shall forfeit all winnings in the qualifying class. If an exhibitor qualifies more than one horse for a Championship Class, he or she may elect to show only one.
2. To be eligible to show in a Championship Class, except in a one night show that does not require qualifying; a horse must have been properly entered, shown and judged in one qualifying class. No two- and three-year-old horses that have qualified in a no canter class shall be eligible for a Championship Class requiring three gaits.
3. To be "shown and judged" in any class in which horses compete together, an entry must perform all required gaits both ways of the ring in the original workout and must remain in the ring up to the point of being excused by the Judge.
4. A horse showing in a Specialty/ two (2) gait/ no canter class is not qualified to show in a Championship Class that requires three (3) gaits, and a horse exhibiting in a three (3) gait preliminary class does not qualify that horse for the two (2) gait championship.
5. Championship Classes for a specific height or sex may be offered as set forth in the Respective rules.

#### **F. Special Classes**

**Special Classes may take any form determined by the sponsoring organization. Open to exhibitors in keeping with the general requirements and in conformance with the special rules below. Such classes may include, but are not limited to:**

1. Two-Wheel Bike Class (No Canter Required). Such classes shall be limited to Walking Horses, and shall be judged on conformation and gaits. The three gaits called for shall be: flat walk, running walk, and running walk with speed. Entries enter the ring clockwise at a running walk and then are asked to running walk with speed. On the reverse, entries flat walk, running walk and then running walk with speed. At all speeds, entries must stay in form. Animation, brilliance, and show ring presence should characterize the Bike Walking Horse.
2. Antebellum Costume Class (No Canter Required). Entries shall be shown in appropriate Antebellum Costumes reflecting a particular historical era or a particular theme. Horses shall be shown in accordance with the Rules of the Class in which they compete, and shall be judged 50% on performance and 50% on the costume and appointments of the exhibitor. Lady exhibitors must show side saddle; gentlemen shall sit astride. Entries shall be shown at a flat walk and running walk. Horses will not be required to back.

3. Southern Belles and Beaus Class. Entries shall show in authentic Antebellum Costumes of the period. Horses shall be shown in accordance with the Rules of the Pleasure Class in which they compete, and shall be judged 50% on performance and 50% on costume and appointments of the exhibitor. Gentleman exhibitors shall show astride, and ladies shall show side saddle. Entries shall be shown at a flat walk, running walk and canter.
4. Speed Walking Horses (No Canter Required). Entries in this class shall be shown at the flat walk, followed by the running walk with speed. Horses breaking gaits should be penalized. It is suggested that classes be judged 50% on speed in running walk, and 50% on overall performance and conformation. Action devices and pads are prohibited.
5. Amateur Exhibitor-To-Judge Class. The Judge must be selected by a drawing of lots after the entries have entered the ring.
6. Western Parade Class. Any smooth gaited horse judged 60% on turnout and appearance, 30% on gait and 10% on manners.
7. Working Plantation Horse. See description in Versatility Rulebook.
8. Gaited Pleasure. Open to any flat shod gaited breed of horse, any age horse, and any gender horse to be held at show management's discretion.

#### **G. Open Classes.**

**An Open Class is one which is open to horses of any age, size or sex, as specified on the class sheet, irrespective of the ribbons previously won, and in which there is no limiting qualification for the exhibitor.**

#### **H. Amateur Classes.**

**An Amateur Class is one in which every exhibitor enjoys amateur status. All amateur exhibitors are required to obtain a WHOA Membership, or Temporary Membership (only available at WHOA affiliated shows; not WHOA sponsored shows) to be eligible to show.**

1. Amateur Classes may be restricted to exhibitors who are no longer eligible to compete as a youth exhibitor, in which instance the prize list shall specify "18 and Over."
2. Amateur Classes may be offered using the specifications as set forth in the respective Rules. If Amateur Classes are offered leading to a Championship Class, judging specifications employed shall be those governing Amateur Classes rather than those of the Championship Class.

#### **I. Youth Classes.**

1. For horse show purposes, a youth exhibitor is an individual who, on January 1st of the show year, has not yet reached his or her 18th birthday. If an exhibitor is 17 on January 1st and turns 18 on January 2nd, the exhibitor is still eligible to show as a youth exhibitor all that year. Youth exhibitors are required to obtain a WHOA Youth exhibitor card to be eligible to show. A youth exhibitor may compete in an amateur class, unless the prize list specifies otherwise.

**\*\*Note: Youth related to a professional are restricted: See professional status.**

3. In the event that Show Management wishes to divide Youth Exhibitors' Classes, it may offer separate classes for boys and girls or offer several age limits. The following three age limits are suggested but may be varied depending on local conditions:

- Exhibitors who are 11 years and under.
  - Exhibitors who are 12-14 years of age.
  - Exhibitors who are 15-17 years of age.
3. If a youth comes into the ring and cannot handle the horse and it is a danger to the youth, the Judge or Show Manager shall excuse the entry. If the parent determines the youth cannot handle the horse, he or she may request, after proper identification, that the entry be excused and the judge shall comply.
  4. Strapping or taping youth exhibitors' shoes to their stirrups is strictly prohibited in these classes and if detected entry shall be excused.
  5. Stallions shall be barred from any class, the conditions of which specify that a youth exhibitor is to ride. Youth cannot exhibit stallions in any division with the exception of weanlings.
  6. Youth may show any sex weanlings. Youth may show yearling fillies and geldings only.

#### **J. Owner-Amateur/ Amateur Owned and Trained Classes.**

Horses that enter any of these classes must not have been in professional training, schooling, trailering or instruction in the previous 90 days prior to acceptance of entry. This includes a professional for any breed of horse. There will be no exceptions. Presenting false information will result in disqualification, fines, and suspensions by WHOA Executive Director and the Rules Committee. AOT /OAT owners and exhibitors are allowed to participate in public clinics where a professional is the clinician as long as the clinician does NOT ride/drive their horse.

**Exception: If an OAT or AO&T exhibitor needs assistance saddling or holding a horse to be saddled, such exhibitor will not be penalized if assisted by a professional.**

**OAT- Owner Amateur Trained** - the amateur or immediate family member that exhibits the horse is the same amateur that owns and trains the horse. Co-ownership/exhibiting between two non-related amateurs is not allowed in this class.

**AO&T - Amateur Owned and Trained** - this horse must be trained by an amateur, owned by an amateur, and exhibited by an amateur. Co-ownership between amateurs is allowed.

#### **K. Ladies' or Gentlemen's Classes.**

1. Ladies' Classes shall be restricted to lady exhibitors who are 18 years of age or older, which should be so stated on the prize list.
2. Gentlemen's Classes shall be restricted to gentlemen exhibitors who are 18 years of age or older, which should be so stated on the prize list.
3. Ladies' or Gentlemen's' Classes may be offered using the specifications as set forth in the respective Rules. If Ladies' or Gentlemen's' Classes are offered leading to a Ladies' or Gentlemen's' Championship, judging specifications should follow those of the Ladies' or Gentlemen's' Class rather than those of the Championship Class.

#### **L. Novice Classes.**

Novice Classes may be offered using specifications determined by Show Management.

## **M. Local Classes.**

1. A Local Class is one in which entrance is restricted by show management to horses owned by residents of a specified locale and which is so described in the prize list Results of Local Classes will not be considered in determining show championships if awarded on points, nor will they count toward end of the year awards.
2. Gaited Pleasure classes are open to any breed horse, any age horse, any gender horse to be held at show management's discretion.
3. Classes that are restricted to members of a club shall be included in the above definition unless memberships are open to and easily obtainable by all exhibitors.
4. In classes which restrict entries by states, such as "Tennessee Bred," the word "bred" shall be understood to mean foaled in the state (but not necessarily mated there). Classes so restricted shall be included in the Local Class definition.
5. Any show may offer Local Classes or complete Local Divisions. When this is done, the meaning of the local designation must be fully and clearly defined. Class specifications shall follow those listed in the respective Rules as closely as possible.

## **X. JUDGES AND JUDGING SYSTEMS**

- A. Judges at WHOA affiliated or sponsored events must be chosen from the approved WHOA Judges list. The WHOA office will furnish a list of approved and qualified judges in show packages and upon request to organizations or persons planning to conduct affiliated or sponsored events.

### **B. Qualifications for Judges**

1. Must be a member of WHOA in good standing.
2. Must be at least 18 years of age.
3. Must have equine experience and knowledge of Tennessee Walking Horses gaits.
4. Must have the ability to know and apply rules and to judge the abilities and performance of horse and rider in an unbiased manner.
5. Must have the personal character to merit the honor bestowed upon them.
6. Must not have been convicted of a felony or Class A or B misdemeanor.
7. Must have the ability to see the entries, walk the line up, stand for long periods of time and communicate effectively with ring personnel.
8. Must have attended judges' clinic in 2023 and every other year thereafter.
9. All new judges must apprentice at a least two shows prior to being considered for a judge's license.
10. All new judge licenses shall provide three references.

### **C. Qualifications for Master Judge**

An applicant may apply to be a Master Judge if the following qualifications are met:

1. All of the qualifications for Judges are met.
2. Has been a licensed WHOA judge for at least three years prior to application.
3. Must have judged at least one flat shod TWH multi-day show or a one-day multi-judge flat shod TWH show previously, or has previously judged the International or National.
4. Applicant may qualify by judging for experience under the direction of a Master Judge at a multi-day show or a one-day multi-judge show during the prior year. Master Judge shall submit a review to the Judge's Committee. Judge's Committee shall make in its discretion the decision to grant designation to the Applicant that has not met qualifications in Paragraph 3. Show Management shall have the discretion of whether to allow a judge to judge for experience. NOTE: International does not allow apprentice or practice judges.
5. Judge's Committee shall review applicants each year and shall decide on whether to designate the applicant as a Master Judge.

#### **D. GUEST JUDGES,**

A Guest Judge is an individual 18 years of age or over, not enrolled as a Judge with WHOA to whom WHOA may grant permission to officiate upon the request of a particular show for Versatility Division and Equitation and Showmanship Divisions and for that show only. The fee for a Guest Judge shall be determined by WHOA and is not refundable. The application must be made on the official form provided for that purpose and must be accompanied by the required fee. The statement on the form that the show holds itself responsible that the individual applied for is familiar with WHOA Rules and is capable to adjudicate as requested, must be signed by Show Management. WHOA Executive Director and Judges Committee will have the authority to grant guest judge permit.

Restrictions of a Guest Judge:

- Guest approval shall not be issued to anyone who has been rejected by WHOA.
- Authority to act as a Guest Judge shall not be granted to any person more than once without the approval of WHOA
- WHOA may refuse to issue Guest Judge Approval to any person who has been reported by an Association or Show Official for acting in a manner contrary to the Rules or prejudicial to the best interests of WHOA

#### **E. LICENSING PROCESS**

All persons 18 years of age or older desiring to be licensed by WHOA as a Judge of Flat Shod horses, versatility, halter or equitation classes shall secure and complete an application furnished by WHOA. Application must be made on an official WHOA form and accompanied by the required fee, which is not refundable. No application shall be considered if incomplete and/or fails to meet the deadline. All judges must be members in good standing of the WHOA. In determining the qualifications of an applicant for a Judge's license, the evidence to be considered by the WHOA Executive Director and the Judges Committee, shall be all of the evidence presented to WHOA by the applicant, such evidence as WHOA may otherwise obtain and any other facts which may be in the applicant's file. Except as otherwise herein and after provided in these Rules, no person shall judge at a WHOA show unless he or she holds a valid license.

A WHOA judge, prior to being granted a license or renewed license, shall be required to sign an oath of office and standards of conduct.

#### **F. RULES AND RESPONSIBILITIES OF A JUDGE**

A Judge is obligated to adjudicate each class in conformity with the Rules and specifications of that class as they appear in the WHOA Rule Book. He or she is expected to be proficient and to possess a thorough knowledge of the Rules of WHOA.

Once a class has been judged, it shall not be re-judged, and once the Judge has marked his or her records and places for awards made, there shall be no changing of the Judge's record.

Failure of a Judge to attend a show to which he or she is committed, to perform his or her duties, and to officiate in the classes to which he or she is assigned shall constitute cause for disciplinary action, except in cases of extreme emergency.

A Judge, by accepting an invitation to officiate a show, assumes a responsibility to protect Show Management by excusing from the ring all horses suspected of being in violation of the HPA and WHOA Rules. As stated in the WHOA Rule Book.

When a Judge is officiating at a show, he or she is not to arrive on show grounds until thirty (30) minutes prior to show time.

Any necessary communication between a judge and an exhibitor during a class must take place in the presence of a ringmaster or show management.

Any Judge selected to officiate at a show shall not be contacted relative to this show by any person having an interest in any horse expected to be shown at such show. All contacts made in violation hereof shall be reported immediately to WHOA Executive Director by said Judge.

It is the responsibility of a Judge to report any violation to WHOA Executive Director.

Telephone calls from trainers, exhibitors, etc. are to be reported to the WHOA Executive Director and Judges Committee who may file a complaint against the alleged violator.

Talking to or criticizing a Judge (s) at a WHOA affiliated or sponsored event is a violation and Judge( s) or any other show official that are witness to such an incident must report the violation to the WHOA Executive Director or the Judges Committee. The Judge or other show official has no choice except to report the violation.

All Judges licensed by WHOA must conduct themselves in a manner that reflects credit upon WHOA, the horse show, and the TWH.

In all classes in which a horse is shown under saddle, the horse must perform all gaits in order to be judged in overall performance, presentation and conformation.

An entry may, at the discretion of the Judge, be excused from the ring for any infraction or non-compliance of WHOA Rules or for deviating from the described gaits of the Walking Horse. The entry shall be eligible to show in a succeeding qualifying class if the problem can be corrected.

#### **G. REGULATIONS GOVERNING JUDGES**

A Judge shall not be an exhibitor or manager at any show at which he or she is officiating. A Judge shall not adjudicate in any show in which a member of his or her family, immediate family, or any co-owner, or any horses they own or train are competing.

A Judge shall not, during the period of a show at which he or she is judging, be the house guest of a person who is exhibiting in the show, or whose family is exhibiting at such show.

No horse may be shown before a Judge that has been sold by said Judge or by his or her employer within a period of thirty (30) days prior to the show.

No horse may be shown before a Judge that has been boarded, owned, trained or shown by said Judge within a period of thirty (30) days prior to the show.

No horse for which a Judge has acted in the capacity of agent, and/or has collected a commission as the result of a sale, may be shown before that Judge within thirty (30) days (excluding horses bought through a public auction where that Judge was sale manager or owner of that public auction, and this is the only conflict according to the rules,)

No one or their immediate family may show before a Judge where either the Judge or exhibitor has remunerated the other person for the leasing, boarding, riding, training, consulting, schooling, assisting or tutoring of any horse within a period of thirty (30) days prior to the show, stud fees excluded.

No exhibitor may compete in an Equitation Class before a Judge with whom his or her parent, guardian or instructor has had any financial transaction in connection with the sale, lease,



boarding or training of a horse within thirty (30) days prior to the show, unless the sale or purchase was made at public auction.

No exhibitor may compete in an Equitation Class before a Judge by whom he or she has been instructed, coached or tutored, with or without pay, within thirty (30) days prior to the show. The conducting of clinics or assistance in group activities, unless individual instruction is given, is not considered to be instructing, coaching, or tutoring.

Remuneration and expenses paid to a Judge shall not affect the amateur status of the recipient as an owner or exhibitor.

An exhibitor may make a request through Show Management for the Judge's opinion concerning that exhibitor's horse. The request must be made at the conclusion of the show. It is urged that the Judge will give his or her opinion courteously and sincerely in the presence of Show Management and in a private setting.

A WHOA -approved Judge shall be treated with courtesy, cooperation and respect. No person, exhibitor, owner or otherwise, shall direct abuse or threatening conduct toward them, either in the furtherance of their judging duties, or as a result thereof, whether or not the conduct occurs during an approved event or show, or on show grounds. The Judge has no choice except to report the violation to WHOA.

A WHOA licensed judge is not allowed to judge a non-affiliated TWH horse show. (See IV. Definitions, Q.)

## **H. DISCIPLINARY ACTIONS**

After a Judge's license has been issued to any person, and such Judge shall demonstrate lack of competence, skill, integrity, cooperation, or the desire to deport himself in a manner as to be worthy of a Judge, the license of such Judge may be suspended or revoked by WHOA Executive Director and the Judges Committee, in the manner and upon such notice as is herein provided.

Forfeit of License: Judges holding a license with WHOA who have an indebtedness to a horse show or sale of required fees which are 30 days past due will result in the loss of license for one year and the indebtedness record will be filed in Judge's file. He or she may re-apply for license the following year after indebtedness is paid in full.

## **I. GENERAL JUDGING PROCEDURE**

All horses shall enter the ring at the flat walk, shall go to the right and may then go cit ease until the class is called. The gate will be closed when the Judge calls for the first gait, and no entry shall be admitted into the ring after the gate is closed. The Judge then shall call for TWH gaits in the following order: flat walk, running walk, flat walk and or canter. When horses are reversed, the order shall be: flat walk, running walk, flat walk and/or canter. The second running walk may be called for the last way of the ring as the last gait at the Judge's discretion. As the horses enter the ring and at any time during the class, the Judge must observe their way of going, and if he finds that an en try is in non-compliance as set forth in the HPA and Rules as stated in the WHOA Rule Book, he must excuse the entry immediately.

Horses shall be worked both ways of the ring at all required gaits sufficiently for all horses to have performed before each officiating Judge. Horses must perform all required gaits both ways of the ring. A horse that has not performed all required gaits shall not be placed over a horse that has performed all gaits.

Horse show or horse exhibition workouts or performances of 2-year old Tennessee

Walking and Racking Horses and working exhibitions of 2-year old Tennessee Walking and Racking Horses (horses eligible to be shown or exhibited in 2-year old classes) at horse sales or horse auctions that exceed a total of ten (10) minutes continuous workout or performance without a minimum five (5) minute rest period between the first such 10 (ten) minute period and the second such ten (10) minute period and, more than two such ten (10) minute periods per performance, class, or workouts are prohibited.

After the preliminary workout of a class, all horses shall be lined up and inspected by the Judge, unless a qualified Ringmaster or a qualified Official of the Show is present. In the judging of a class, a Judge makes the final decision (on possible Rule violations) as whether to excuse a horse or permit it to remain in the class. If the Judge finds that an entry does not conform to the HPA, the WHOA unacceptable rule, or Rules as stated in the WHOA Rule Book, he must excuse the entry immediately and the entry must report to the DQP immediately.

At the discretion of the Judge, one groom may be allowed in the ring during the lineup in Driving and Youth Exhibitor Classes only, for the purpose of aiding, assisting and encouraging the exhibitor. The groom may not touch the horse below the knees, unless directed to do so by the Judge.

In Championship Classes horses may be stripped for conformation at the discretion of Judge or Show Management. Grooms will not touch the horse or tack below the knees unless directed to do so by the Judge. In Championship Classes, two grooms will be allowed.

No equipment shall be handed to an exhibitor across the rail once he or she enters the show ring. Violation of this rule results in immediate disqualification from the class.

Time-outs interrupt a show; therefore unauthorized time-outs will not be permitted. During the class, if a question arises, communication must be made through the ringmaster to the judge. An exhibitor desiring a time-out will ride to the center of the ring, remain mounted and request it of the Judge. The Judge will ascertain the reason for the time-out and either grant or deny the request.

After an exhibitor pulls in on the grass, he or she must obtain a time-out before dismounting. Failure to do so shall require the Judge to excuse the entry; the Judge has no discretion in this regard. Further, the entrance of a trainer or an assistant into the show ring before a time-out is granted shall require the Judge to excuse the entry. The sole exception to this Rule shall be a horse and/or exhibitor in immediate danger of injury in the opinion of the Judge.

If the Judge grants a time-out, horses on the rail will go at ease, and a groom or farrier will be ordered in as required. The exhibitor may then dismount. Exhibitors' granted a time-out may not make adjustments to any equipment other than that for which the time-out was authorized except for such adjustments as they could make while mounted. Curb chains may not be adjusted at any time.

Exhibitors at ease on the rail during time-outs may make such adjustments as they can make while mounted, but assistance over the rail is not permitted; physical assistance (touching the horse) is not permitted and will result in the horse being excused. Curb chains may not be adjusted at any time.

If the Judge finds the reason for a time-out not valid, he or she must order the entry back to the rail immediately.

Time-outs maybe granted by the Judge for replacement of shoes, replacement of broken equipment (e.g., partially thrown shoe), or in other instances where the Judge finds reasons. In

any division, a shoe thrown in the ring must be presented immediately to the Judge & DQP for his inspection. If a violation is found, the horse is disqualified and a ticket is written by the Judge, who should retain the shoe and turn it over to the DQP. Time-outs for adjustments of equipment, such as curb chains or bridles are not allowed.

A total of ten minutes in aggregate shall be allowed for each entry for authorized time-outs, but no more than two time-outs per class per horse.

All time-outs will begin when justifiable reasons are acknowledged, except for the replacement of shoes, in which event the time-out shall begin the moment the farrier lifts up the horse's foot. Time will be allowed prior to the beginning of time-out for locating thrown shoe.

In the event a horse throws a shoe in the warm-up area after being inspected by the DQP, he or she may choose to have the shoe replaced by the show farrier after he or she enters the ring to show. He or she must be charged with a time-out, with normal time-out rules prevailing.

Workouts. All horses chosen for a workout must be worked both ways of the ring at each gait asked for by the Judge. A Judge shall not place any entry in a workout unless the entry has performed all required gaits both ways of the ring in the initial performance. Horses not making the good workout initially do not have to be worked both ways of the ring. Any Judge ignoring this rule shall have subjected himself/herself to disciplinary action by WHOA Executive Director and Judges Committee. Workouts shall be judged as a separate class, Exception: Equitation Classes

Falls. An exhibitor is considered to have fallen when he or she is separated from a horse that has not fallen in such a way as to necessitate remounting or vaulting into the saddle. A horse is considered to have fallen when the shoulder and haunch on the same side have touched the ground.

The fall of a horse and/or exhibitor shall not disqualify the entry, unless due to bad manners of the horse or unless the safety of the exhibitor is threatened. Exception: In Equitation Classes, the fall of the exhibitor disqualifies the entry.

Unruly Horse. Horses being unruly, rearing up, balking, running off, or leaving the ring must be excused.

## **J. JUDGING SYSTEMS**

### **1. Majority Opinion Three-Judge System.**

Under the Majority Opinion System (M-0-S), all three Judges carry equal weight in the final class decision, and winners are placed by the best two out of three votes. Each horse is judged as if it were working individually and then compared with the performance of all other horses in the class who are judged on the same basis. All Judges place the same number of entries in each class, depending on class size. Ties are resolved by averaging the opinions of the three Judges.

#### **a. Judging.**

Judges must work independently, with no discussion of any kind until the winners are announced. They should vary their judging positions and rotate around the ring. They should discuss and plan how to cover the ring and work classes before the show to avoid "cluster" judging. A suggestion would be to section the ring into three areas, which will give each Judge a separate but equal view of the rail with rotation of positions for each class.

**b. Rotation.**

Mark the Judges' cards ahead of time with the rotation and indicate who will be Call Judge for each class. No referee is required since all ties are broken by a two thirds majority vote.

**c. Placings.**

Mark the Judges' cards ahead of time indicating how many entries should be placed. Three additional ties are recommended for each class. (Tie 11 horses in a class in which 8 horses receive awards. The Ringmaster should return an incompletely tied card to the Judge for correction before giving it to the Scorer(s).

**d. Workouts.**

Any Judge may request a workout in any class by communicating through the Ringmaster. The Judge making the request must state the numbers of those horses he wants called to the workout and for how many places they are to be worked. The Ringmaster relates this to the other Judges one at a time. A workout requires agreement by two of the three, or the positions must be filled without a workout. If a workout is agreed upon, the Ringmaster must ask the other Judges if they wish to add other horses to those being sent to the rail. The Ringmaster must be sure that all Judges know what horses are working to fill the places. To be included in a preliminary class workout, an entry must appear on two judges' cards. An entry that does not receive two votes returns to the rail and may then be parked in by one judge. In a championship class, a horse that appears on only one judge's card must be included in the workout. The Ringmaster must inform the Announcer of the workout request. Whenever horses are being called for a workout, the Announcer must call for them in numerical order.

**e. Identical Tie for First Place.**

When three numbers are circled on the same line and their vote counts are identical, it is an extremely rare three-way identical tie. When a three-way identical tie occurs for first place, a workout is optional. [f the judge calls for a workout, the three horses involved shall be sent back to the rail. Jf a workout is not called for the class, the class will be tied by the fall of the Cards. If there has already been a workout, the Judges should be notified and given the option of going with Fall of the Cards or sending the horses back to the rail for additional work  
If the tie is still identical after the workout, the class is tied by the fall of the Cards. When the identical three-way tie is for second place or lower, the class is determined by fall of the Cards.

A	B	C	
101	102	103	1-2-3
102	103	101	1-2-3
103	101	102	1-2-3

The number that is positioned first (not the circled line) on the Call Judge's card will be first (101). The second (102) and third (103) places are then determined by the Judges' choices as their cards are placed in sequence. In the example shown above, if B was the Call Judge, then 102 would be first, C's choice of 103 would be second and A's choice of 101 would be third. [f C were the Call Judge, then 103 would be first 101 would be second and 102 third.

## **2. Mary Three-Judge System.**

Under the Mary Three-Judge System, the Call Judge is primary in placing the horses, and the Second Judge is secondary. The opinion of the Referee is considered only in so far as it agrees with that of either the Call Judge or Second Judge. If the Call Judge and Second Judge agree on a number, then the number that they have selected is the winner. If they do not agree, the Referee's card is referred to, and, of the two numbers, the number highest on the Referee's card receives the award. The card is scored this way until all the required ties are made.

- a. In each class where three Judges are used, a Call Judge and a Referee shall be selected by lot by Show Management. The remaining Judge shall be the Second Judge.
- b. The Call Judge shall direct the presentation of horses throughout the class.
- c. The Referee shall tie all horses under consideration for final judgment but does not have to walk the line up.
- d. In all workouts, two or more of the three judging officials may agree to limit the number of horses; each such official may select for the workout and no official may select more than the number agreed upon.
- e. In all workouts in which the maximum number of horses allowed to be selected by any one official is less than the number of places to be tied, the only horses eligible for such workout are those selected by two or more of said officials.
- f. All horses in a workout shall be placed consecutively insofar as the number of places will allow.
- g. When pulling horses in from the rail for additional workouts, the Call Judge, the Second Judge and the Referee shall have equal authority.

## **3. High-Low Olympic Judging System.**

Five judges working independently of each other will place each class. Judge number one will be the Call Judge. Points will be assigned to the placings on a one to ten basis with first place receiving ten points, second place receiving nine points, third placing receiving eight points, and so forth on down to one point for tenth place. The highest placing and the lowest placing are eliminated for each entry. The remaining three placings are totaled and the entry receiving the most points wins the class. In case of a tie, then all five placings are added. If still tied, then the first or Call Judge's card will break the tie. If a horse receives four or less placings, the top score is eliminated.

## **4. Five-Judge System.**

Five judges working independently of each other rank the horses on a one through ten basis, assuming ten places are awarded. The scores of all five judges are used.

Judges are assigned rank as Call Judge, Second Judge, Third Judge, Fourth Judge, and Fifth Judge. Each entry that receives a vote from the judges is awarded a point assignment on the basis of ten points for first place, nine points for second place, eight points for third place, etc. The results of all five judges are totaled and the entry receiving the highest score wins the class.

### **Procedures for Breaking a Tie:**

- a. Involving first place: In the event of a tie for first place, there is an automatic workout unless a workout has already been held. If there is still a tie after the workout, then the number placed highest on any of the judges' cards is the winner.

**b.** Involving second through tenth places, either of the following procedures may be used to determine placement:

The judge's cards are placed in order of Call Judge, Second Judge, Third Judge, Fourth Judge, and Fifth Judge. The cards are read from left to right, top to bottom. The entry number involved in the tie that is placed highest on any of the judges' cards is the winner. This method is used regardless of the number of entries involved in the tie.

In the event of a two-way tie, the horse that is placed highest on the majority of the five judges' cards is the winning entry. If there is a two-way tie and neither number is on the majority of the judges' cards, the horse that is placed the highest on any of the judges' cards is the winner. To determine this, the cards are placed in order of Call Judge, Second Judge, Third Judge, Fourth Judge and Fifth Judge. Starting with the Call Judge's card, they are read left to right, top to bottom. The entry number involved in the tie that is placed highest on any of the judges' cards is the winner.

## **XI. VIOLATIONS**

### **A. AFFECTED INDIVIDUALS, FIRMS, CORPORATIONS OR PARTNERSHIPS**

The provisions of the WHOA Rule Book shall apply to all owners, exhibitors, agents, trainers, managers, show or sale officials, show or sale employees, members of the families or employees of the above, participating either individually, or as a member of an entity, or any person who acts in a manner in violation of the Rules of WHOA Rule Book, or is deemed prejudicial to its best interest, and therefore subject to penalty.

1. Any act at a WHOA affiliated/sponsored event, sale or exhibition in violation of the Rules by a member of the family or employee of a person participating in the show, sale or exhibition who is described in the previous sentence, may be deemed to have been committed by such person and subject him to penalty.

2. Any person, firm, corporation or partnership or any other entity granted any right, privilege, authorization, or license, or accepting any benefit from WHOA shall be deemed to have contractually agreed to fully cooperate with all duly appointed committees, agents and employees in enforcement of all Rules, regulations, and orders of WHOA.

3. Any person, firm, corporation, partnership, or other entity granted any right, privilege, authorization, or license, or accepting, receiving, or exercising the same, may be required to give evidence or testimony in any investigation, hearing, trial, or other proceeding held by duly appointed representatives of WHOA in connection with investigation of possible violation and enforcement of these Rules.

4. Any violations and penalties shall apply equally to all WHOA affiliated/sponsored events.

### **B. VIOLATIONS**

A violation is any act committed at an affiliated/sponsored event, prejudicial to the best interest of WHOA, including but not limited to:

- Violation of the Rules of WHOA Rule Book
- Disqualification by a show
- The following specific acts:

a. Providing false information of any nature or kind to any show or sale official.

d. Failing, as a Judge, to perform duties at a show in accordance with the Rules.

e. Failing, as an exhibitor or his representative, to sign the entry blank of a show in which he competes.

f. Showing or attempting to exhibit a horse that is on suspension. Class will be re-tied.

g. Misrepresentation of a horse's identity, name, height, age, eligibility for the class, registered or recorded name, registration number, owner of record, or other information on any entry blank, or substitution in the show ring of any entry other than the one named for the class in question. This shall result in the exhibitor's forfeiture of any ribbon, trophy, cash prize and other award won by such misrepresented or substituted animal, and shall render the exhibitor liable for further penalty. The class will be re-tied.

h. Voluntarily removing a horse from the ring without the permission of a judge, for which the exhibitor and all animals under his care and training may be disqualified from all future classes at that show by Show Management and caused to forfeit all prizes and entry fees for the entire show.

**IMPORTANT: WHOA may honor all suspensions with all USDA certified HIO's.**

## **XII. PROTESTS & COMPLAINTS**

Whenever any person, firm or corporation, hereinafter called and referred to as the complainant, believes that his, her or its rights have been infringed upon and that another person, firm or corporation, hereinafter referred to as the accused, has violated the rules and regulations of WHOA at a WHOA affiliated event, the following procedures shall be followed:

**A. Show Events**- Violations of rules pertaining to violations which occur at a WHOA affiliated event shall be first subject to the jurisdiction of Show Management as hereinafter provided.

1. If a Complainant has reason to believe that believes that his, her or its rights have been infringed upon and an accused has violated any of the foregoing rules and wishes that matter investigated, he or she must file a written statement with Show Management stating the following:
  - a. The name and number of the exhibitor and horse.
  - b. The class in which the horse was exhibited.
  - c. The rule that the complainant believes was violated.
  - d. The manner in which the rule was violated.
  - e. The name and address of the complainant.
2. Written statement should be submitted prior to the last class of the show or session of show if multiple days or if violation occurred in the last class then thirty (30) minutes from the end of the last class but no later than fifteen (15) days after the end of show.
3. Decisions Not Subject to Protest and a complaint cannot be made
  - a. The soundness of a horse or toe length, when determined by an official veterinarian or DQP of the show or by a Judge, is not subject to Protest during the present show or event.
  - b. A Judge's decision, representing his or her individual preference, is not subject to Protest unless it is alleged to be in violation

4. Show Management shall then take such steps as it deems necessary to make a determination of the matter and shall render a decision as quickly as possible.
5. Show Management may invoke one or more penalties as set forth below. In addition Show Management may refer the violation to the Hearing Committee for additional penalties.
6. If either the complainant or the accused objects to the decision of Show Management, an appeal may be taken to the WHOA Hearing Committee and pay a fee of \$200.00
7. After making its decision, Show Management shall cause a written report to be filed with WHOA. The report shall contain a short statement of the procedure followed by Show Management in the handling of the matter and a finding of facts, and the decision arrived at. Said report shall be filed whether or not an appeal is taken.
8. If the decision of Show Management is appealed, WHOA Hearing Committee shall hear the matter at its next regularly scheduled meeting, or at some later meeting if it determines that more time is needed. WHOA Hearing Committee shall hear the matter on the written statement and findings of facts filed by Show Management and determine if the decision arrived at was proper, based on the facts found by Show Management. If the written findings of facts submitted by Show Management are incomplete or unclear, WHOA may continue the matter and ask Show Management to submit additional findings of facts or request information from the Respondent. Hearing Committee may levy additional penalties after review.
9. Decision of WHOA Hearing Committee shall be submitted in writing to complainant. Respondent and Show Management. If Hearing Committee finds there is a violation, the fee paid by Complainant shall be refunded to Complainant.
10. The decision of the WHOA Hearing Committee may be appealed by Complainant or Respondent within ten (10) days from receipt of the decision. The appeal shall be in writing and state the grounds for appeal. Appeal shall be heard by the Board of Directors of WHOA at the next scheduled meeting. The decision of the Board of Directors shall be final.

**B. Member Complaint-** Violations of rules pertaining to violations that are not specific to one WHOA affiliated event.

1. If a Complainant has reason to believe that an accused has violated any of the foregoing rules and wishes that matter investigated, he or she must file a written statement with WHOA that states the following:
  - a. The name of Respondent
  - b. The rule that the complainant believes was violated.
  - c. The manner in which the rule was violated.
  - d. The name and address of the Complainant.
  - e. Pay a fee of \$100.00
  - f. Complaint cannot be made more than six (6) months after the last occurrence of the violation.
2. Executive Director shall send to Respondent a copy of the complaint and Respondent shall have ten (10) days to respond in writing.



3. WHOA Hearing Committee shall consider the matter at its next regularly scheduled meeting, or at some later meeting if it determines that more time is needed. WHOA Hearing Committee shall consider the matter based on the written statements and findings of facts filed or request further information from the Respondent or Complainant or witnesses. Hearing Committee may levy penalties as set forth in Paragraph 5 after review and decision. Decision of WHOA Hearing Committee shall be submitted in writing to Complainant and Respondent.
4. Complainant or Respondent may appeal the Hearing Committee's decision to Board of Directors of WHOA. Appeal must be made in writing and filed not later than ten (10) days after receipt of Hearing Committee decision. Appeal shall be heard by the Board of Directors of WHOA at the next scheduled meeting. The decision of the Board of Directors shall be final.

**C. WHOA Representatives-** If a staff member of WHOA, DQP, Board of Director has reason to believe a rule has been violated and does pertain to a violations specific to one WHOA affiliated event.

1. A written complaint must be filed with Executive Director and state the following:
  - a. The name of Respondent
  - b. The rule that the complainant believes was violated.
  - c. The manner in which the rule was violated.
  - d. The name and address of the Complainant.
2. Executive Director shall send to Respondent a copy of the complaint and Respondent shall have ten (10) days to respond in writing.
3. WHOA Hearing Committee shall consider the matter at its next regularly scheduled meeting, or at some later meeting if it determines that more time is needed. WHOA Hearing Committee shall consider the matter based on the written statements and findings of facts filed or request further information from the Respondent or Complainant or witnesses. Hearing Committee may levy penalties as set forth in Paragraph 5 after review and decision. Decision of WHOA Hearing Committee shall be submitted in writing to Complainant and Respondent.
4. Complainant or Respondent may appeal the Hearing Committee's decision to Board of Directors of WHOA. Appeal must be made in writing and filed not later than ten (10) days after receipt of Hearing Committee decision. Appeal shall be heard by the Board of Directors of WHOA at the next scheduled meeting. The decision of the Board of Directors shall be final.
5. **Hearing Committee** shall be composed of Executive Director, President, Chairman of Rules, Chairman of Judges, and a Board of Director appointed by President. In the event that a member of the Hearing Committee has a conflict that member must recuse himself of herself and the President shall appoint another Board member to serve during the hearing of that matter.

**D. PENALTIES** Any person found guilty of a violation of the WHOA Rules may be subject to the following:

1. Expulsion: Expulsion from all WHOA Affiliated/Sponsored Events and/or WHOA membership.
- 2.. Disqualification from class and retie the class. Judge shall tie one more exhibitor for last place..
3. Forfeiture: Forfeiture of awards, trophies, ribbons and prize money won in connection with the offense committed.

4. Revocation: Revocation of a Judge's license or Trainer's professional card or Amateur Card
5. Fine: Fine of not less than \$200 nor more than \$5,000.
6. Probation: Probation for any period of time up to one (1) year from the date of decision or, if Suspension is levied, from the date the Suspension is terminated. Probation shall be a time during which the conduct of the person is scrutinized carefully by WHOA and should violation be filed against said person he/she is automatically suspended from all rights and privileges until the Hearing, without action of the Hearing Committee.
7. Suspension for any period of time.
8. Letter of Warning.

### **XIII. SHOW MANAGEMENT, OFFICIALS AND EMPLOYEES**

The sponsoring organization of a show, sale or exhibition or the governing body in charge, shall be responsible for the operation of the show, sale or exhibition. The sponsoring organization/governing body will be responsible for the appointment of a show manager who will be responsible for the running of the show, sale or exhibition who must also be available at all times during the show, sale or exhibition to act in executive capacity.

#### **A. DUTIES OF SHOW, SALE OR EXHIBITION MANAGEMENT**

It shall be the duty of the show, sale or exhibition management to enforce all the Rules of WHOA from the time entries are admitted to the show grounds until their departure. In particular, it shall be their duty:

1. To use a DQP assigned by WHOA HIO or any other USDA certified HIO.
2. To see that horses required to be measured shall be correctly measured according to the Rules.
3. To order the measurement of any horse whose height is protested by an exhibitor. Such measurement shall take place immediately, to the end that there be no change by re-shoeing. The decision of Show Management may be reviewable by WHOA. If the DQP feels that an injustice is done at a show, he or she shall report the same to WHOA.
4. To eliminate, without waiting for a protest to be made, any entry that is known to be ineligible.
5. To receive and act upon Protests in accordance with the Rules, and to report whatever action is taken to WHOA hearing committee. In the event that a person participating at a show shall commit an offense or violation described in the Rules, Show Management may, at his or her discretion, disqualify that person from further participation in their show only. Any such offense shall be reported to WHOA for whatever further action is deemed necessary.
6. To pay premiums and other indebtedness of the show.
7. To obtain, if necessary, the Guest cards for Judges.
8. To provide a telephone at shows where horses are stabled overnight.
9. To employ a Judge currently licensed by WHOA and send notification of this to WHOA. It is recommended that the contract supplied by WHOA is used and a copy be sent to WHOA upon its execution.
10. To provide all necessary physical facilities to accommodate the show, sale or exhibition including an area set aside for the inspection of horses by DQP's and a pre show warm up area. Also, management must provide the necessary personnel for the DQP to carry out his or her duties.

11. To accept responsibility to insure that all Rules, regulations and procedures stated in this Rule Book are followed.
12. To abide by all decisions made by a Judge or DQP, and in no way attempt to influence a Judge's, or DQP's, decision or his or her procedure.
13. All substances are prohibited on the pastern area of any Flat Shod horse being shown or exhibited at any WHOA event.
14. To cooperate in whatever way requested with WHOA or USDA.
15. To fulfill the obligations of any WHOA event as set forth in this Rule Book.
16. To take reasonable steps to insure that all entries in classes where measurements are required are in compliance with the rules. It is mandatory that show officials resolve any protest regarding measurements.
17. To take steps to insure the personal safety of all officials representing WHOA.
18. To keep exhibitors and trainers informed of all changes in the printed program.
19. To insure that no manager or DQP serves as a Judge or DQP at his or her own show.
20. To insure no show officials or show employees compete in a show at which they are participating in an official capacity, nor shall any horse owned/leased by any of the above be shown at such show. Exception: An announcer or ringmaster at one day shows.
21. To disqualify any exhibitor and his or her entries if there is just cause and to rule that he or she forfeit winnings and ribbons at that show, and, if necessary, to have the horses of such exhibitor removed from the grounds without being held liable for damage. All such actions must be reported to WHOA.
22. To recommend that judges cards, or copies thereof, be posted in a conspicuous place during the show, at multi-day show.

#### **B. DUTIES OF SHOW SECRETARY**

1. The Secretary shall apply annually to WHOA for affiliation. WHOA may withhold affiliation of a show if said show has indebtedness to WHOA.
2. The Secretary must furnish a copy of the prize list to WHOA immediately upon publication. (It is suggested that extra copies be forwarded to WHOA due to the many inquiries received for copies of prize lists.)
3. The Secretary should furnish the DQP with the following:
  - a. Class sheets on each class that is to be inspected.
  - b. Copy of prize list and/or Program.
4. The Secretary of each affiliated show shall have a copy of the current WHOA Rule Book available for reference at all times during the show.
5. The Secretary shall report in writing to WHOA any act on the part of any person deemed prejudicial to the best interests of WHOA. Matters to be so reported include removal by an exhibitor

of his horses from the show grounds, or withdrawal from the show after it has commenced, without permission.

6. The Secretary shall furnish the Judge in each class a card corresponding exactly with the specifications as shown in the Prize List, or amended if in conflict with the Rule Book.

7. The Secretary shall provide a number card for each entry, which shall be worn on the exhibitor's back; clearly visible to the judge at all times when in competition.

8. The Secretary shall be responsible for all matters in connection with entries.

9. The Secretary shall, at the earliest possible moment, notify interested exhibitors if a class does not fill and is cancelled.

10. The Secretary must forward to WHOA class entry sheets and any other required forms postmarked within fifteen (15) days after the show, indicating the winners, post or other added entries, scratches and corrections in all classes. Class entry sheets must be signed by exhibitor, trainer or agent and must include complete names and addresses of owners, trainers, and exhibitors on all entries. WHOA membership, Amateur /Youth Card and or Trainer's License number must be included on the entry form. Horse registration number must be included on the entry form unless the horse is a country pleasure entry. The Secretary must send in a list of Judges, DQP's and Show Officials officiating at the show.

#### REFERENCES:

Official Handbook of the American Quarter Horse Association, [www.aqha.com](http://www.aqha.com) USEF Rules and Governance, United States Equestrian Federation, [www.usef.org](http://www.usef.org) National Walking Horse Association, [www.NWHA.com](http://www.NWHA.com) Tennessee, Colorado, and North Carolina 4-H Horse Programs, [www.4-H.org](http://www.4-H.org)